

RUNDSCHAFT-WERKZEUGE
ROUND SHANK TOOLS
OUTILS AVEC QUEUE CYLINDRIQUE



INHALT

GRAF Spannzangenhalter	
mit Innenkühlung „vorne“	6
mit Innenkühlung „hinten“	8
GRAF Klemmring.....	12
GRAF Spannzangen.....	13
GRAF Doppelspannzangenhalter	
mit Innenkühlung	14
ohne Innenkühlung	16
GRAF Mehrkant-Drückgerät	
zum Innendrücken	18
zum Aussendrücken	22
GRAF Gewindebohrerhalter vierkantgeführt	24
GRAF Gewindeschneideisenhalter	30
GRAF Pendelhalter für Reibahlen	38
GRAF Bohrstangenhalter mit Innenkühlung.....	40
GRAF Bohrerhalter für Einlippenbohrer mit Innenkühlung.....	42
GRAF Innendreh-Rundschafthalter	
für HORN Schneidplatten Typ 105 mit Innenkühlung	46
GRAF Innendreh-Halter	
für HORN Schneidplatten Typ 105 mit Innenkühlung	48
GRAF Bohrstangenhalter für ISCAR Schneidplatten Typ Picco mit Innenkühlung	50
GRAF Zubehör und Ersatzteile	
Reduzierhülsen.....	52
ER-M Spannmutter / ER-MA Spannmutter abdichtbar	54
Dichtscheiben für abdichtbare Spannmutter ER-MA.....	55
Kühlmittelanschluss Standard	56
Kühlmittelanschluss Schnellkupplung	57
GRAF Drehhalter für die Querbearbeitung mit Innenkühlung.....	58
GRAF Fräsdorne.....	62


CONTENT

GRAF chuck holder with coolant supply	
with coolant supply „in front“	6
with coolant supply „back“	8
GRAF clamping ring	12
GRAF collet chuck.....	13
GRAF double chuck holder	
with coolant supply.....	14
without coolant supply.....	16
GRAF multi-sided hitting equipment for interior pressing	
for interior pressing	18
for external (surface) broaching	22
GRAF square leaded tap holder	24
GRAF screw threading holder	30
GRAF floating holder for reamers	38
GRAF boring bar holder with coolant supply	40
GRAF drill holder for single-flute drills with coolant supply	42
GRAF boring round shank holder for HORN inserts type 105	
with coolant supply	46
GRAF boring round shank holder for HORN inserts type 105	
with coolant supply	48
GRAF boring bar holder for ISCAR inserts type Picco with coolant supply	50
GRAF Accessories and spare parts	
Adapter sleeve.....	52
ER-M chucking nut / ER-MA chucking nut sealed	54
Sealing disk for chucking nut ER-MA..	55
Coolant supply.....	56
Clip connection for coolant supply	57
GRAF holder for cross-machining with coolant supply.....	58
GRAF milling abors	62

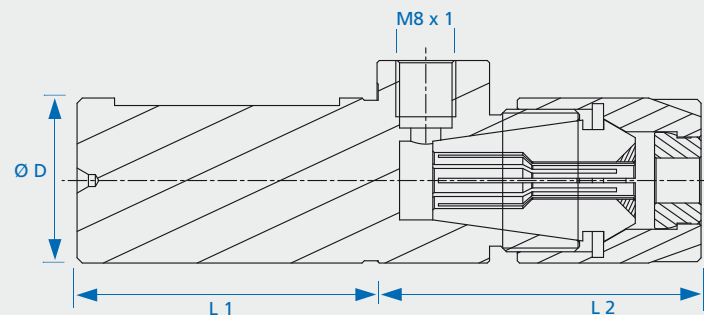
SOMMAIRE

GRAF porte pinces	
avec raccord pour canal d'arrosage „avant“	6
avec raccord pour canal d'arrosage „arrière“	8
GRAF bague de serrage	12
GRAF pinces de serrage	13
GRAF porte pinces double	
avec raccord pour canal d'arrosage	14
sans raccord pour canal d'arrosage.....	16
GRAF appareil pour brochage	
tournant intérieur	18
tournant extérieur	22
GRAF mandrin de taraudage	24
GRAF porte filière	30
GRAF mandrin flottant pour alésoir	38
GRAF porte barres d'alésage avec racord pour canal d'arrosage.....	40
GRAF mandrin pour mèche à canon avec raccord pour canal d'arrosage	42
GRAF porte outil pour alésage pour insert HORN type 105	
avec raccord pour canal d'arrosage.....	46
GRAF porte outil pour alésage pour insert HORN type 105	
avec raccord pour canal d'arrosage.....	48
GRAF porte outil pour insert ISCAR type Picco avec raccord pour canal d'arrosage	50
GRAF Accessories et pièces de rechange	
Douille de réduction	52
ER-M bague de serrage / ER-MA bague de serrage	54
Rondelle d'étanchéité pour bague de serrage ER-MA..	55
Raccord pour canal d'arrosage.....	56
Raccord rapide pour canal d'arrosage	57
GRAF porte outil pour usinage transversal avec raccord pour canal d'arrosage.....	58
GRAF arbres porte fraise	62


**GRAF Spannzangenhalter
mit Innenkühlung inklusiv ER-M Spannmutter**
GRAF chuck holder inclusive chucking nut ER-M
with coolant supply
GRAF porte pinces avec raccord baque de serrage ER-M inclus
pour canal d'arrosage










Abdichtbare Spannmutter muss separat bestellt werden! Siehe Seite 54
Sealed chucking nut must be ordered separately! See page 54
Bague de serrage étanche doit être commandée séparément, voir pages 54




Beispiel:
mit abdichtbarer
Spannmutter ER-MA
Example: with sealed
chucking nut ER-MA
Exemple: avec bague
de serrage étanche
ER-MA

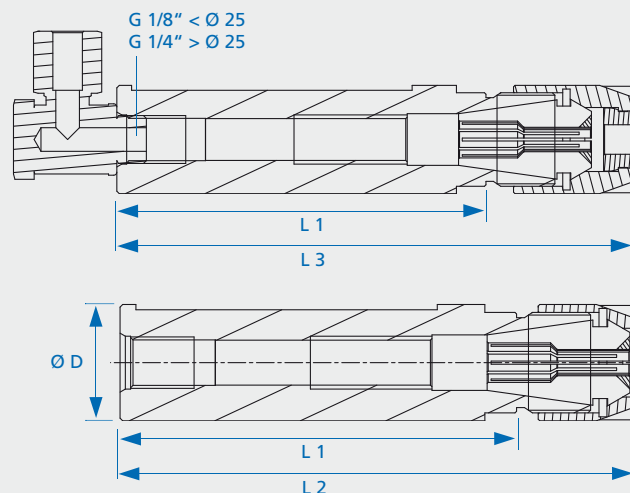
	Bestell-Nr.	Ø D	Zange	L1	L2	
	TSUGAMI- Maschinen	GZ 65.2040.16	20	ER 16	40	44
		GZ 65.3260.20	32	ER 20	60	57
		GZ 65.3260.25	32	ER 25	60	62

	Bestell-Nr.	Ø D	Zange	L1	L2	
	CITIZEN- Maschinen	GZ 65.3440.16	3/4"	ER 16	40	44
		GZ 65.2040.16	20	ER 16	40	44
		GZ 65.1060.16	1"	ER 16	60	44
		GZ 65.1080.20	1"	ER 20	80	54
		GZ 65.1080.25	1"	ER 25	80	55,5
		GZ 65.10100.16	1"	ER 16	100	44
		GZ 65.10100.20	1"	ER 20	100	55,5
		GZ 65.2525.16	25	ER 16	25	44
	HANWHA- Maschinen	GZ 65.2806.20	28	ER 20	6	61
		GZ 65.2806.25	28	ER 25	6	63
		GZ 65.3225.16	32	ER 16	25	47
		GZ 65.3340.16	33	ER 16	40	46
		GZ 65.3340.20	33	ER 20	40	53
		GZ 65.3340.25	33	ER 25	40	55
	MAIER- Maschinen	GZ 65.3035.16	30	ER 16	35	50
		GZ 65.3420.16	34	ER 16	20	49
		GZ 65.3420.20	34	ER 20	20	53
		GZ 65.3420.25	34	ER 25	20	58
		GZ 65.3485.25	34	ER 25	44	87
	Für Revolver	GZ 65.3425.16 für Revolver	34	ER 16	25	38
		GZ 65.3425.20 für Revolver	34	ER 20	25	44
		GZ 65.3425.25 für Revolver	34	ER 25	25	46
	STAR- Maschinen	GZ 65.1621.16 - SR16/20R	16	ER 16	21	49
		GZ 65.1640.16	16	ER 16	40	39
		GZ 65.2230.16 - SR32	22	ER 16	30	49
		GZ 65.2230.20 - SR32	22	ER 20	30	54,5
		GZ 65.2230.25 - SR32	22	ER 25	30	57
		GZ 65.2240.16	22	ER 16	40	44
		GZ 65.2225.16 - SR16/20R	22	ER 16	25	49
		GZ 65.2225.20 - SR16/20R	22	ER 20	25	53
		GZ 65.2225.25 - SR16/20R	22	ER 25	25	56
		GZ 65.3260.20	32	ER 20	60	56
	TORNOS- Maschinen	GZ 65.022024.16	22	ER 16	24	55
		GZ 65.2040.16	20	ER 16	40	44
	GZ 65.2080.16	20	ER 16	80	44	

**GRAF Spannzangenhalter
mit Innenkühlung inklusiv ER-M Spannmutter**
GRAF chuck holder inclusive chucking nut ER-M
with coolant supply
GRAF porte pinces avec raccord baque de serrage ER-M inclus
pour canal d'arrosage



Abdichtbare Spannmutter
muss separat bestellt werden! Siehe Seite 54
Sealed chucking nut
must be ordered separately! See page 54
Bague de serrage étanche doit être commandée séparément,
voir pages 54







**Beispiel: mit abdichtbarer Spann-
mutter ER-MA + Dichtscheibe**
**Example: with sealed chucking
nut ER-MA + seal disc**
**Exemple: avec bague de serrage
ER-MA + rondelle d'étanchéité**


**Beispiel: mit ER-M Spannmutter
(nicht abdichtbar)**
**Example: with chucking nut ER-M
(not sealt)**
**Exemple: avec bague de serrage
ER-M (non étanche)**

	Bestell-Nr.	Ø D	Zange	L1	L2	L3
 CITIZEN- Maschinen	GZ 66.3440.11	3/4"	ER 11	40	58	-
	GZ 66.3440.16	3/4"	ER 16	40	62	70
	GZ 66.3450.11	3/4"	ER 11	50	68	-
	GZ 66.3450.16	3/4"	ER 16	50	72	80
	GZ 66.3460.11	3/4"	ER 11	60	78	-
	GZ 66.3470.16	3/4"	ER 16	70	92	100
	GZ 66.3470.20	3/4"	ER 20	70	102	105
	GZ 66.34120.16	3/4"	ER 16	120	144	152
	GZ 66.34120.20	3/4"	ER 20	120	152	158
	GZ 66.1050.11	1"	ER 11	50	68	-
	GZ 66.1050.16	1"	ER 16	50	72	80
	GZ 66.1050.20	1"	ER 20	50	82	88
	GZ 66.1060.16	1"	ER 16	60	82	90
	GZ 66.1060.20	1"	ER 20	60	92	98
	GZ 66.10100.11	1"	ER 11	100	118	-
	GZ 66.10100.16	1"	ER 16	100	122	130
GZ 66.10100.20	1"	ER 20	100	132	138	
 HANWHA- Maschinen	GZ 66.20100.20	20	ER 20	100	132	138
	GZ 66.20100.16	20	ER 16	100	122	130
	GZ 66.20100.11	20	ER 11	100	118	-
	GZ 66.2560.16	25	ER 16	60	82	90
	GZ 66.2560.20	25	ER 20	60	90	98
	GZ 66.3225.16	32	ER 16	25	35	-
	GZ 66.3225.20	32	ER 20	25	37	-
	GZ 66.3340.16	33	ER 16	40	71	-
GZ 66.3340.20	33	ER 20	40	72	-	
 MAIER- Maschinen	GZ 66.3444.25	34	ER 25	44	83	90
	GZ 66.3444.20	34	ER 20	44	82	88
	GZ 66.3444.16	34	ER 16	44	81	89
	GZ 66.3045.20	30	ER 20	45	74	80
	GZ 66.3045.16	30	ER 16	45	72	80
	GZ 66.3045.11	30	ER 11	45	69	-
	GZ 66.3419.16	34	ER 16	19,5	33	-

**GRAF Spannzangenhalter
 mit Innenkühlung inklusiv ER-M Spannmutter**
GRAF chuck holder inclusive chucking nut ER-M
with coolant supply
GRAF porte pinces avec raccord baque de serrage ER-M inclus
pour canal d'arrosage

	Bestell-Nr.	Ø D	Zange	L1	L2	L3
 MANURHIN- Maschinen	GZ 66.2560.16	25	ER 16	60	82	90
	GZ 66.2560.20	25	ER 20	60	90	98
	GZ 66.25100.16	25	ER 20	100	132	130
	GZ 66.25100.20	25	ER 20	100	132	138
	GZ 66.25150.20	25	ER 20	150	195	188
	GZ 66.25150.25	25	ER 25	150	188	195
 STAR- Maschinen	GZ 66.3260.20	32	ER 20	60	82	90
	GZ 66.32120.25	32	ER 25	120	158	165
	GZ 66.2238.16	22	ER 16	38	60	68
	GZ 66.2250.16	22	ER 16	50	72	80
	GZ 66.2270.11	22	ER 11	70	88	-
	GZ 66.2270.16	22	ER 16	70	92	100
	GZ 66.2270.20	22	ER 20	70	102	108
	GZ 66.2274.25	22	ER 25	74	123	130
	GZ 66.22120.16	22	ER 16	120	142	150
	GZ 66.22120.20	22	ER 20	120	152	160
	GZ 66.22120.25	22	ER 25	120	158	166
	GZ 66.1620.11	16	ER 11	20	38	-
	GZ 66.1621.16	16	ER 16	21	59	67
	GZ 66.1626.16	16	ER 16	26	48	56
	GZ 66.1630.11	16	ER 11	30	48	-
	GZ 66.1660.16	16	ER 16	60	98	104
	GZ 66.1660.11	16	ER 11	60	78	-
	GZ 66.16100.11	16	ER 11	100	118	-
	GZ 66.2230.16-SR32	22	ER 16	30	62	-
	GZ 66.2230.20-SR32	22	ER 20	30	62	-

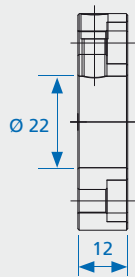
	Bestell-Nr.	Ø D	Zange	L1	L2	L3
 TORNOS- Maschinen	GZ 66.2040.11	20	ER 11	40	58	-
	GZ 66.2040.16	20	ER 16	40	62	70
	GZ 66.2045.20	20	ER 20	45	77	83
	GZ 66.2060.11	20	ER 11	60	78	-
	GZ 66.2060.16	20	ER 16	60	82	90
	GZ 66.20100.11	20	ER 11	100	118	-
	GZ 66.20100.16	20	ER 16	100	122	130
	GZ 66.20100.20	20	ER 20	100	132	138
 TRAUB- Maschinen	GZ 66.2880.16	28	ER 16	80	102	110
	GZ 66.2880.20	28	ER 20	80	106	112
	GZ 66.2880.25	28	ER 25	80	106	113
	GZ 66.2040.11	20	ER 11	40	58	-
	GZ 66.2040.16	20	ER 16	40	62	72
	GZ 66.2045.20	20	ER 20	45	69	75
 TSUGAMI- Maschinen	GZ 66.2060.11	20	ER 11	60	78	-
	GZ 66.2060.16	20	ER 16	60	82	92
	GZ 66.2090.11	20	ER 11	90	108	120
	GZ 66.2080.16	20	ER 16	80	102	113
	GZ 66.2070.20	20	ER 20	70	94	100
	GZ 66.2270.16	22	ER 16	70	92	100
	GZ 66.22100.11	22	ER 11	100	118	-
	GZ 66.2290.16	22	ER 16	90	112	120
	GZ 66.2274.25	22	ER 25	74	123	130
	GZ 66.3290.16	32	ER 16	90	108	120
GZ 66.3280.20	32	ER 20	80	104	110	
GZ 66.3270.25	32	ER 25	70	105	110	



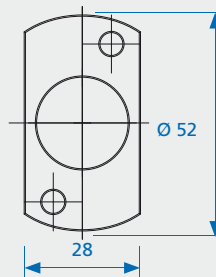
GRAF Klemmring für Rundschaftwerkzeuge
GRAF clamping ring for round shank tools
GRAF bague de serrage pour outils avec queue cylindrique

GRAF Spannzangen
GRAF Collect chuck
GRAF Pincers de serrage

Für STAR




Bestell-Nr. 4.130

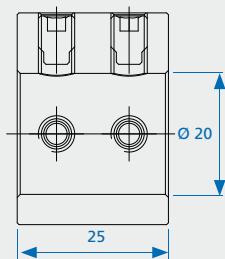


auch verwendbar für GZ 65.22..,
 GZ 66.22.., BHE 72.22..
 und IR 105.22..
 siehe Seite 7, 10, 43 und 47
 also applicable for GZ 65.22..,
 GZ 66.22.., BHE 72.22..
 and IR 105.22..
 see page 7, 10, 43 and 47
 aussi utilisable pour GZ 65.22..,
 GZ 66.22.., BHE 72.22..
 et IR 105.22..
 regardez à la page 7, 10, 43 et 47

Für TSUGAMI



Bestell-Nr. 4.201

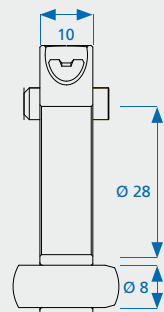


auch verwendbar für GZ 65.20..,
 GZ 66.20.., BHE 72.20..
 und IR 105.20..
 siehe Seite 7, 11, 43 und 47
 also applicable for GZ 65.20..,
 GZ 66.20.., BHE 72.20..
 and IR 105.20..
 see page 7, 11, 43 and 47
 aussi utilisable pour GZ 65.20..,
 GZ 66.20.., BHE 72.20..
 et IR 105.20..
 regardez à la page 7, 11, 43 et 47


Für TRAUB



Bestell-Nr. 4.220



auch verwendbar für GZ 65.22..,
 GZ 66.28.. und BHE 72.28..
 siehe Seite 11 und 43
 also applicable for GZ 65.28..,
 GZ 66.28.. and BHE 72.28..
 see page 11 and 43
 aussi utilisable pour GZ 65.28..,
 GZ 66.28.. et BHE 72.28..
 regardez à la page 11 et 43



erhältlich als Standard und abgedichtet
 für Werkzeuge
 mit Innenkühlung
 applicable as standard and
 sealed for tools with coolant supply
 utilisable en standard et étanche pour
 porte outil avec canal d'arrosage

Pmax = 70bar

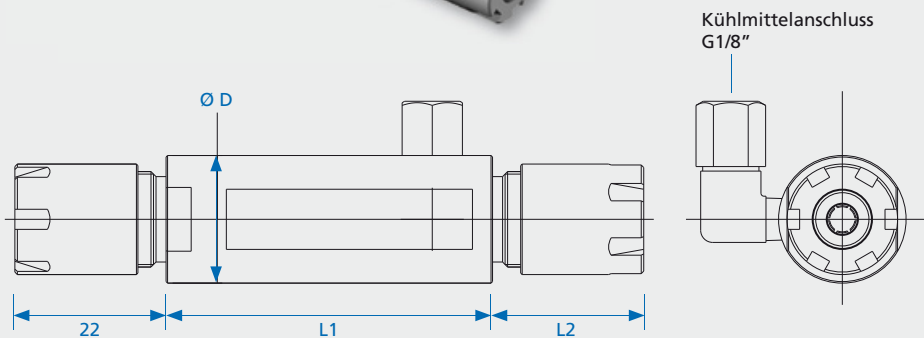
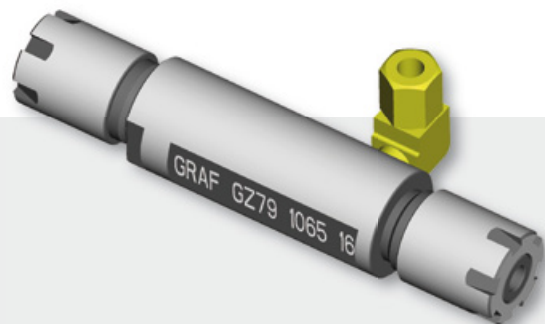
lieferbar für Zangen available for pincer livrable pour pince	lieferbar für Bohrungs-Ø available for bore diameter livrable pour alésage diameter	Steigung in mm pitch mm inclinaison mm
ER11	3-7	0,5
ER16	3-10	0,5
ER20	3-13	0,5
ER25	3-16	0,5
ER32	3-20	0,5
ER40	4-26	0,5
ER50	12-34	0,5






Bei Bestellung bitte Durchmesser angeben
 By order please specify the diameter
 En commande s'il vous plaît le diamètre

**GRAF Doppelspannzangenhalter mit Innenkühlung
inklusive ER-M Spannmutter**

GRAF double chuck holder with coolant supply inclusive chucking nut

GRAF porte pinces double avec raccord baque de serrage ER-M
inclus pour canal d'arrosage



	Bestell-Nr.	Ø D	Zange	L1	L2
 CITIZEN- Maschinen	GZ 79.3470.16	3/4"	ER16	70	32
	GZ 79.1065.16	1"	ER16	65	32
	GZ 79.1075.20	1"	ER20	75	38
 STAR- Maschinen	GZ 79.2262.16	22	ER16	62	32
	GZ 79.22100.16	22	ER16	100	32
 TORNOS- Maschinen	GZ 79.2065.16	20	ER16	65	32
 HANWHA- Maschinen	GZ 79.2065.16	20	ER16	65	32
	GZ 79.2090.16	20	ER16	90	32
	GZ 79.22100.16	22	ER16	100	32
 TSUGAMI- Maschinen	GZ 79.2580.16	25	ER16	80	32
	GZ 79.2595.20	25	ER 20	95	30
	GZ 79.32097.20	32	ER 20	97	30
	GZ 79.32095.25	32	ER 25	95	32

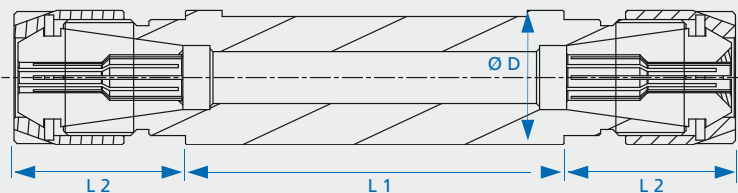
**GRAF Doppel-Spannzangenhalter
inklusive ER-M Spannmutter**

GRAF double chuck holder
inclusive chucking nut ER-M





GRAF porte pinces double bague
de serrage ER-M inclus



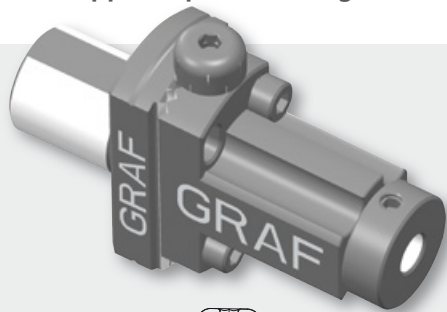
Beispiel:
Example:
Exemple:



	Bestell-Nr.	Ø D	Zange	L1	L2
 TSUGAMI-Maschinen	GZ 67.2055.16	20	ER 16	55	22
	GZ 67.2065.11	20	ER 11	65	18
	GZ 67.2065.16	20	ER 16	65	22
	GZ 67.2080.16	20	ER 16	80	22
	GZ 67.3285.20	32	ER 20	85	30
	GZ 67.3280.25	32	ER 25	80	32

	Bestell-Nr.	Ø D	Zange	L 1	L 2
 CITIZEN-Maschinen	GZ 67.3430.11	3/4"	ER 11	30	18
	GZ 67.3440.11	3/4"	ER 11	40	18
	GZ 67.3440.16	3/4"	ER 16	40	22
	GZ 67.3450.11	3/4"	ER 11	50	18
	GZ 67.3455.16	3/4"	ER 16	55	22
	GZ 67.3465.11	3/4"	ER 11	65	18
	GZ 67.3470.16	3/4"	ER 16	70	22
	GZ 67.2030.11	20	ER 11	30	18
	GZ 67.2030.16	20	ER 16	30	22
	GZ 67.2080.16	20	ER16	80	22
	GZ 67.2040.11	20	ER11	40	18
	GZ 67.2040.16	20	ER 16	40	22
	GZ 67.2055.11	20	ER 11	55	18
	GZ 67.2055.16	20	ER 16	55	22
	GZ 67.2065.11	20	ER 11	65	18
	GZ 67.2065.16	20	ER 16	65	22
	GZ 67.1045.20	1"	ER 20	45	30
	GZ 67.1065.16	1"	ER 16	65	22
GZ 67.1075.20	1"	ER 20	75	30	
 HANWHA-Maschinen	GZ 67.2080.16	20	ER16	80	22
	GZ 67.2580.16	25	ER16	80	22
	GZ 67.2580.20	25	ER 20	80	30
 STAR-Maschinen	GZ 67.1632.11	16	ER 11	32	18
	GZ 67.1650.11	16	ER 11	50	18
	GZ 67.2262.16	22	ER 16	62	22
	GZ 67.22100.11	22	ER 11	100	18
	GZ 67.22100.16	22	ER 16	100	22
	GZ 67.22120.16	22	ER 16	120	22
	GZ 67.3255.20	32	ER 20	55	30
GZ 67.3285.20	32	ER 20	85	30	
 Tornos-Maschinen	GZ 67.2040.11	20	ER 11	40	18
	GZ 67.2050.11	20	ER 11	50	18

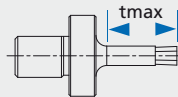
GRAF Mehrkant-Drückgerät zum Innendrücker
GRAF multi-sided hitting equipment for interior pressing
GRAF appareil pour brochage tournant intérieur



Mehrkant-Stößel zum Innendrücker ASP

Multi-sided rams for interior pressing ASP

Poinçon multipans pour brochage intérieur ASP


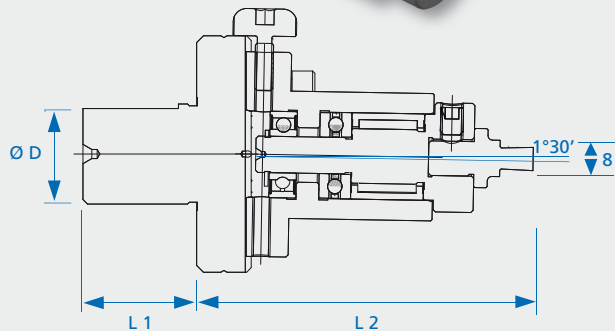










Bestell-Nr.	SW
GM 77.008.02	SK/SW 2
GM 77.008.03	SK/SW 3
GM 77.008.04	SK/SW 4
GM 77.008.05	SK/SW 5
GM 77.008.06	SK/SW 6
GM 77.008.08	SK/SW 8
GM 77.008.10	SK/SW 10

Abmasse und Stosstiefe (t_{max} = 15) nach Kundenwunsch


Dimensions (t_{max} = 15) according to customer drawing

Dimensions (t_{max} = 15) selon dessins fournis par le client



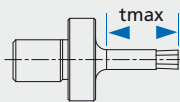
	Bestell-Nr.	Ø D	L 1	L 2
	CITIZEN-Maschinen			
	GD 76.3440.10	3/4"	40	58
	GD 76.3450.10	3/4"	50	58
	GD 76.2030.10	20	30	58
	HANWHA-Maschinen			
	GD 76.1060.10	1"	60	58
	GD 76.2540.10	25	40	58
	GD 76.2560.10	25	60	58
	MAIER-Maschinen			
	GD 76.3225.10	32	25	64
	GD 76.3340.10	33	40	64
	MANURHIN-Maschinen			
	GD 76.3045.10	30	45	69
	MANURHIN-Maschinen			
	GD 76.3444.10	34	44	64
	STAR-Maschinen			
	GD 76.25150.10	25	150	58
	GD 76.1621.10	16	21	58
	GD 76.22120.10	22	120	58
	GD 76.2225.10 - SR16/20R	22	25	64
	GD 76.2230.10 - SR32	22	30	64
	GD 76.2238.10	22	38	58
GD 76.2250.10	22	50	58	
	TORNOS-Maschinen			
	GD 76.2270.10	22	70	58
	GD 76.20100.10	20	100	58
	GD 76.20145.10	20	145	58
	TRAUB-Maschinen			
	GD 76.20185.10	20	185	58
GD 76.2880.10	28	80	64	

GRAF Mehrkant-Drückgerät zum Innendrücken
GRAF multi-sided hitting equipment for interior pressing
GRAF appareil pour brochage tournant intérieur



Bestell-Nr.	SW
GM 77.008.02	SK/SW 2
GM 77.008.03	SK/SW 3
GM 77.008.04	SK/SW 4
GM 77.008.05	SK/SW 5
GM 77.008.06	SK/SW 6
GM 77.008.08	SK/SW 8
GM 77.008.10	SK/SW 10

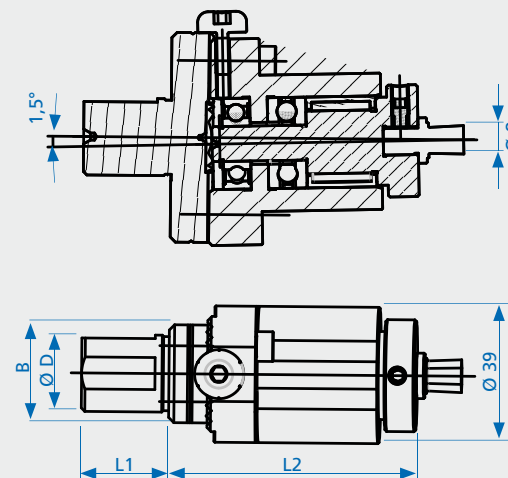

Mehrkant-Stößel zum Innendrücken ASP
Multi-sided rams for interior pressing ASP
Poinçon multipans pour brochage intérieur ASP



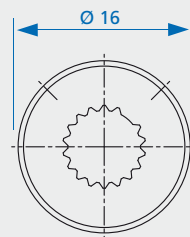

Abmasse und Stosstiefe (tmax = 15) nach Kundenwunsch
Dimensions (tmax = 15) according to customer drawing
Dimensions (tmax = 15) selon dessins fournis par le client

	STAR-Maschinen	Bestell-Nr. GD 78.2225-SR16/20R	D 22	L1 25	L2 72	B 28
	TORNOS-Maschinen	GD 78.2040	20	40	72	28
	HANWA-Maschinen	GD 78.2040	20	40	72	28
		GD 78.2570	25	70	72	28
	TRAUB-Maschinen	GD 78.1640	16	40	72	28
	Kurzdreher Revoler VDI 30	GD 78.VDI30	VDI 30	55	100	46

Bestell-Nr. GD 78.001.00

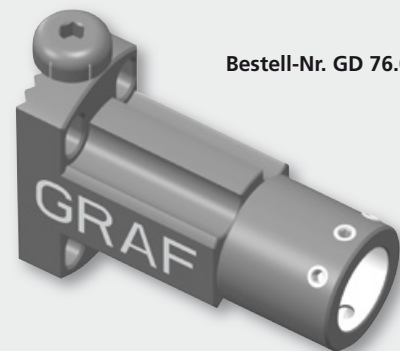
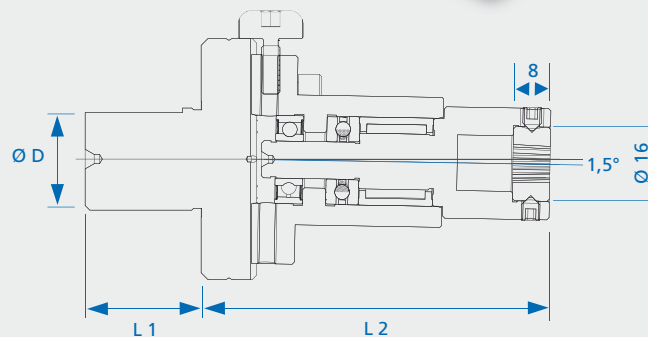


GRAF Mehrkant-Drückgerät zum Aussendrücken
GRAF multi-sided hitting equipment for external (surface) broaching
GRAF appareil pour brochage tournant extérieur









Mehrkant-Büchse zum
Außendrücken
Multi-edged pot broach for
external surface broaching
Bague profilée pour brochage
extérieur

Bestell-Nr. GMA 77.016.A
Abmessungen nach
Kundenzeichnung
Dimensions according to
customer drawing
Dimensions selon dessins
fournis par le client




Bestell-Nr. GD 76.002.02

	Bestell-Nr.	Ø D	L 1	L 2
	GDA 76.3440.16	3/4"	40	70
	GDA 76.3450.16	3/4"	50	70
	GDA 76.2030.16	20	30	70
	GDA 76.1060.16	1"	60	70
	GDA 76.2540.16	25	40	70
	GDA 76.2560.16	25	60	76
	GDA 76.3225.16	32	25	76
	GDA 76.3340.16	33	40	76
	GDA 76.3045.16	30	45	82
	GDA 76.3444.16	34	44	76
	GDA 76.25150.16	25	150	70
	GDA 76.1621.16	16	21	70
	GDA 76.22120.16	22	120	70
	GDA 76.2225.16 - SR16/20R	22	25	76
	GDA 76.2230.16 - SR32	22	30	76
	GDA 76.2238.16	22	38	70
	GDA 76.2250.16	22	50	70
	GDA 76.2270.16	22	70	70
	GDA 76.20100.16	20	100	70
	GDA 76.20145.16	20	145	70
	GDA 76.20185.16	20	185	70
	GDA 76.2880.16	28	80	76
				

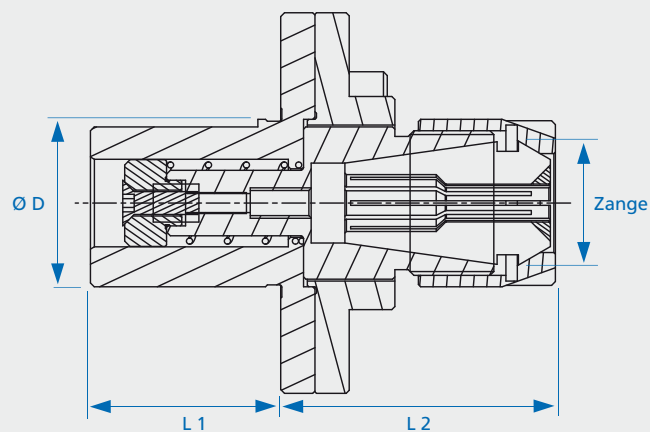
GRAF Gewindebohrerhalter vierkantgeführt mit Längenausgleich inklusiv ER-M Spannmutter

GRAF square leaded tap holder with length compensation inclusive chucking nut ER-M

GRAF mandrin de taraudage avec compensation de longueur bague de serrage ER-M inclus



Beispiel:
Example:
Exemple:



max. Auszug 7 mm

	Bestell-Nr.	Ø D	Zange	L 1	L 2
<p>CITIZEN-Maschinen</p>	GB 68.2030.11	20	ER 11	30	30
	GB 68.2030.16	20	ER 16	30	36
	GB 68.2030.20	20	ER 20	30	48
	GB 68.3440.11	3/4"	ER 11	40	30
	GB 68.3440.16	3/4"	ER 16	40	36
	GB 68.3440.20	3/4"	ER 20	40	48
	GB 68.3470.11	3/4"	ER 11	70	30
	GB 68.3470.16	3/4"	ER 16	70	36
	GB 68.3470.20	3/4"	ER 20	70	48
	GB 68.1070.11	1"	ER 11	70	30
	GB 68.1070.16	1"	ER 16	70	36
	GB 68.1070.20	1"	ER 20	70	48
<p>HANWHA-Maschinen</p>	GB 68.3225.16	32	ER 16	25	40
	GB 68.3225.20	32	ER 20	25	48
	GB 68.3340.16	33	ER 16	40	40
	GB 68.3340.20	33	ER 20	40	48
<p>MAIER-Maschinen</p>	GB 68.3444.16	34	ER 16	44	36
	GB 68.3444.20	34	ER 20	44	48
	GB 68.3045.11	30	ER 11	45	30
	GB 68.3045.16	30	ER 16	45	36
	GB 68.3045.20	30	ER 20	45	48



**GRAF Gewindebohrerhalter vierkantgeführt
mit Längenausgleich inklusiv ER-M Spannmutter**


GRAF square leaded tap holder

with length compensation inclusive chucking nut ER-M


GRAF mandrin de taraudage avec

compensation de longueur bague de serrage ER-M inclus

	Bestell-Nr.	Ø D	Zange	L 1	L 2
 <p>MANURHIN- Maschinen</p>	GB 68.2570.11	25	ER 11	70	30
	GB 68.2570.16	25	ER 16	70	36
	GB 68.2570.20	25	ER 20	70	48
	GB 68.25150.11	25	ER 11	150	30
	GB 68.25150.16	25	ER 16	150	36
	GB 68.25150.20	25	ER 20	150	48
 <p>STAR- Maschinen</p>	GB 68.1621.11	16	ER 11	21	30
	GB 68.1621.16	16	Er 16	21	36
	GB 68.1621.20	16	Er 20	21	48
	GB 68.2230.11	22	Er 11	30	30
	GB 68.2230.16	22	ER 16	30	36
	GB 68.2230.20	22	ER 20	30	48
	GB 68.2270.11	22	ER 11	70	30
	GB 68.2270.16	22	ER 16	70	36
	GB 68.2270.20	22	ER 20	70	48
	GB 68.2225.11-SR16/20R	22	ER 11	25	30
	GB 68.2225.16-SR16/20R	22	ER 16	25	36
	GB 68.2225.20-SR16/20R	22	ER 20	25	48
	GB 68.2230.11-SR32	22	ER 11	30	30
	GB 68.2230.16-SR32	22	ER 16	30	36
GB 68.2230.20-SR32	22	ER 20	30	48	

	Bestell-Nr.	Ø D	Zange	L 1	L 2
 <p>TORNOS- Maschinen</p>	GB 68.18185.11	18	ER 11	185	30
	GB 68.18185.16	18	ER 16	185	36
	GB 68.18185.20	18	ER 20	185	48
	GB 68.20100.11	20	ER 11	100	30
	GB 68.20100.16	20	ER 16	100	36
	GB 68.20100.20	20	ER 20	100	48
	GB 68.25150.11	25	ER 11	150	30
	GB 68.25150.16	25	ER 16	150	36
	GB 68.25150.20	25	ER 20	150	48
 <p>TRAUB- Maschinen</p>	GB 68.1670.11	16	ER 11	70	30
	GB 68.1670.16	16	ER 16	70	36
	GB 68.1670.20	16	ER 20	70	48
	GB 68.2880.11	28	ER 11	80	36
	GB 68.2880.16	28	ER 16	80	42
	GB 68.2880.20	28	ER 20	80	54


Gewindebohrzange ER 16
collet for ER 16 tap
pince pour taraud ER 16



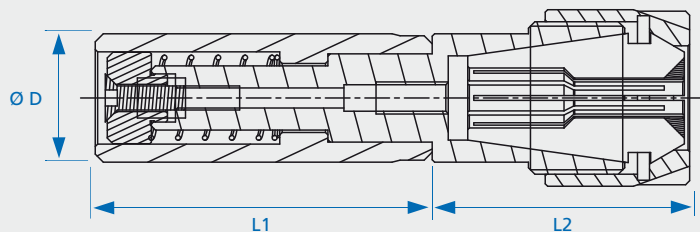
max. Auszug 7 mm

Bestell-Nr.	d	für Gewinde-Bohrer
GF 66.001-2,8	2,8	M 2 - M 2,6
GF 66.001.3,5	3,5	M 3
GF 66.001-4,0	4	M 3,5
GF 66.001-4,5	4,5	M 4
GF 66.001-6,0	6	M 5 - M 8






**GRAF Gewindebohrerhalter vierkantgeführt
mit Längenausgleich inklusiv ER-M Spannmutter**
**GRAF square leaded tap holder
with length compensation inclusive chucking nut ER-M**
**GRAF mandrin de taraudage avec
compensation de longueur bague de serrage ER-M inclus**



Beispiel:
Example:
Exemple:




max. Auszug 7 mm

	Bestell-Nr.	Ø D	Zange	L 1	L 2	
	CITIZEN- Maschinen	GB 68.2030.11-CI	20	ER 11	30	22
	GB 68.2030.16-CI	20	ER 16	30	32	
	GB 68.3440.11-CI	3/4"	ER 11	40	22	
	GB 68.3440.16-CI	3/4"	ER 16	40	32	
	GB 68.3470.11-CI	3/4"	ER 11	70	22	
	GB 68.3470.16-CI	3/4"	ER 16	70	32	
	GB 68.1060.11-CI	1"	ER 11	60	32	
	GB 68.1060.16-CI	1"	ER 16	60	32	
	GB 68.1060.20-CI	1"	ER 20	60	42	
	GB 68.10100.11-CI	1"	ER 11	100	22	
GB 68.10100.16-CI	1"	ER 16	100	32		
GB 68.10100.20-CI	1"	ER 20	100	42		
	GILDEMEISTER- Maschinen	GB68 2050 -11 GI	20	ER 11	50	22
	GB68 2050 -16 GI	20	ER 16	50	32	
	GB68 2050 -20 GI	20	ER 20	50	40	
	MANURHIN- Maschinen	GB68.20185-11 MAN	20	ER 11	185	22
	GB68.20185-16 MAN	20	ER 16	185	32	
	GB68.20185-20 MAN	20	ER 20	185	40	
	GB68.25150-11 MAN	25	ER 11	150	22	
	GB68.25150-16 MAN	25	ER 16	150	32	
GB68.25150-20 MAN	25	ER 20	150	40		
	STAR- Maschinen	GB 68.1642.11-ST	16	ER 11	42	22
	GB 68.1642.16-ST	16	ER 16	42	32	
	GB 68.2225.11-ST	22	ER 11	25	22	
	GB 68.2225.16-ST	22	ER 16	25	32	
	GB 68.2270.11-ST	22	ER 11	70	22	
	GB 68.2270.16-ST	22	ER 16	70	32	
	GB 68.2270.20-ST	22	ER 20	70	42	
	GB 68.22120.11-ST	22	ER 11	120	22	
	GB 68.22120.16-ST	22	ER 16	120	32	
	GB 68.22120.20-ST	22	ER 20	120	42	
	TORNOS- Maschinen	GB 68.18185.11-TO	18	ER 11	185	22
	GB 68.18185.16-TO	18	ER 16	185	32	
	GB 68.18185.20-TO	18	ER 20	185	42	
	GB 68.20145.11-TO	20	ER 11	145	22	
	GB 68.20145.16-TO	20	ER 16	145	32	
	GB 68.20145.20-TO	20	ER 20	145	42	
	GB 68.25150.11-TO	25	ER 11	150	22	
	GB 68.25150.16-TO	25	ER 16	150	32	
	GB 68.25150.20-TO	25	ER 20	150	42	

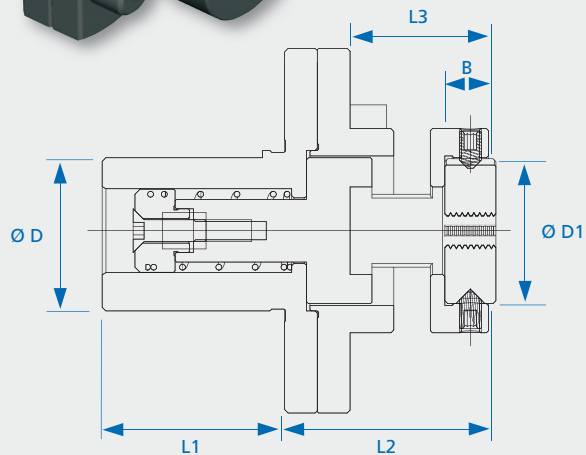
**GRAF Gewindeschneideisenhalter
mit Längenausgleich**

**GRAF screw threading holder
with length compensation**

**GRAF porte-filière
avec compensation de longueur**



Beispiel:
Example:
Exemple:





max. Auszug 8 mm



**CITIZEN-
Maschinen**

Bestell-Nr.	D	D1	L1	L2	L3	B
GS 69.2030.1620	20	16	30	28	20	5
GS 69.2030.1630	20	16	30	38	30	5
GS 69.2030.2020	20	20	30	28	20	6
GS 69.2030.2030	20	20	30	38	30	6
GS 69.2030.2520	20	25	30	28	20	8
GS 69.2030.2530	20	25	30	38	30	8
GS 69.2030.3020	20	30	30	28	20	10
GS 69.2030.3030	20	30	30	38	30	10
GS 69.3440.1620	3/4"	16	40	28	20	5
GS 69.3440.1630	3/4"	16	40	38	30	5
GS 69.3440.2020	3/4"	20	40	28	20	6
GS 69.3440.2030	3/4"	20	40	38	30	6
GS 69.3440.2520	3/4"	25	40	28	20	8
GS 69.3440.2530	3/4"	25	40	38	30	8
GS 69.3440.3020	3/4"	30	40	28	20	10
GS 69.3440.3030	3/4"	30	40	38	30	10
GS 69.3470.1620	3/4"	16	70	28	20	5
GS 69.3470.1630	3/4"	16	70	38	30	5
GS 69.3470.2020	3/4"	20	70	28	20	6
GS 69.3470.2030	3/4"	20	70	38	30	6
GS 69.3470.2520	3/4"	25	70	28	20	8
GS 69.3470.2530	3/4"	25	70	38	30	8
GS 69.3470.3020	3/4"	30	70	28	20	10
GS 69.3470.3030	3/4"	30	70	38	30	10
GS 69.1070.1620	1"	16	70	28	20	5
GS 69.1070.1630	1"	16	70	38	30	5
GS 69.1070.2020	1"	20	70	28	20	6
GS 69.1070.2030	1"	20	70	38	30	6
GS 69.1070.2520	1"	25	70	28	20	8
GS 69.1070.2530	1"	25	70	38	30	8
GS 69.1070.3020	1"	30	70	28	20	10
GS 69.1070.3030	1"	30	70	38	30	10
GS 69.10100.1620	1"	16	100	28	20	5
GS 69.10100.1630	1"	16	100	38	30	5
GS 69.10100.2020	1"	20	100	28	20	6
GS 69.10100.2030	1"	20	100	38	30	6
GS 69.10100.2520	1"	25	100	28	20	8
GS 69.10100.2530	1"	25	100	38	30	8
GS 69.10100.3020	1"	30	100	28	20	10
GS 69.10100.3030	1"	30	100	38	30	10

**GRAF Gewindeschneideisenhalter mit
Längenausgleich**
**GRAF screw threading holder with
length compensation**
**GRAF porte-filière
avec compensation de longueur**

	Bestell-Nr.	D	D1	L1	L2	L3	B
 MAIER- Maschinen	GS 69.3444.1620	34	16	44	34	20	5
	GS 69.3444.1630	34	16	44	44	30	5
	GS 69.3444.2020	34	20	44	34	20	6
	GS 69.3444.2030	34	20	44	44	30	6
	GS 69.3444.2520	34	25	44	34	20	8
	GS 69.3444.2530	34	25	44	44	30	8
	GS 69.3444.3020	34	30	44	34	20	10
	GS 69.3444.3030	34	30	44	44	30	10
	GS 69.3045.1620	30	16	45	34	20	5
	GS 69.3045.1630	30	16	45	44	30	5
	GS 69.3045.2020	30	20	45	34	20	6
	GS 69.3045.2030	30	20	45	44	30	6
	GS 69.3045.2520	30	25	45	34	20	8
	GS 69.3045.2530	30	25	45	44	30	8
	GS 69.3045.3020	30	30	45	34	20	10
	GS 69.3045.3030	30	30	45	44	30	10
 MANURHIN- Maschinen	GS 69.2570.1620	25	16	70	28	20	5
	GS 69.2570.1630	25	16	70	38	30	5
	GS 69.2570.2020	25	20	70	28	20	6
	GS 69.2570.2030	25	20	70	38	30	6
	GS 69.2570.2520	25	25	70	28	20	8
	GS 69.2570.2530	25	25	70	38	30	8
	GS 69.2570.3020	25	30	70	28	20	10
	GS 69.2570.3030	25	30	70	38	30	10
	GS 69.25150.1620	25	16	150	28	20	5
	GS 69.25150.1630	25	16	150	38	30	5
	GS 69.25150.2020	25	20	150	28	20	6
	GS 69.25150.2030	25	20	150	38	30	6
	GS 69.25150.2520	25	25	150	28	20	8
	GS 69.25150.2530	25	25	150	38	30	8
	GS 69.25150.3020	25	30	150	28	20	10
	GS 69.25150.3030	25	30	150	38	30	10


**STAR-
Maschinen**

Bestell-Nr.	D	D1	L1	L2	L3	B
GS 69.1621.1620	16	16	21	28	20	5
GS 69.1621.1630	16	16	21	38	30	5
GS 69.1621.2020	16	20	21	28	20	6
GS 69.1621.2030	16	20	21	38	30	6
GS 69.1621.2520	16	25	21	28	20	8
GS 69.1621.2530	16	25	21	38	30	8
GS 69.1621.3020	16	30	21	28	20	10
GS 69.1621.3030	16	30	21	38	30	10
GS 69.2230.1620	22	16	30	28	20	5
GS 69.2230.1630	22	16	30	38	30	5
GS 69.2230.2020	22	20	30	28	20	6
GS 69.2230.2030	22	20	30	38	30	6
GS 69.2230.2520	22	25	30	28	20	8
GS 69.2230.2530	22	25	30	38	30	8
GS 69.2230.3020	22	30	30	28	20	10
GS 69.2230.3030	22	30	30	38	30	10
GS 69.2270.1620	22	16	70	28	20	5
GS 69.2270.1630	22	16	70	38	30	5
GS 69.2270.2020	22	20	70	28	20	6
GS 69.2270.2030	22	20	70	38	30	6
GS 69.2270.2520	22	25	70	28	20	8
GS 69.2270.2530	22	25	70	38	30	8
GS 69.2270.3020	22	30	70	28	20	10
GS 69.2270.3030	22	30	70	38	30	10
GS 69.2225.1620-SR16/20R	22	16	25	28	20	5
GS 69.2225.1630-SR16/20R	22	16	25	38	30	5
GS 69.2225.2020-SR16/20R	22	20	25	28	20	6
GS 69.2225.2030-SR16/20R	22	20	25	38	30	6
GS 69.2225.2520-SR16/20R	22	25	25	28	20	8
GS 69.2225.2530-SR16/20R	22	25	25	38	30	8
GS 69.2225.3020-SR16/20R	22	30	25	28	20	10
GS 69.2225.3030-SR16/20R	22	30	25	38	30	10
GS 69.2230.1620-SR32	22	16	30	28	20	5
GS 69.2230.1630-SR32	22	16	30	38	30	5
GS 69.2230.2020-SR32	22	20	30	28	20	6
GS 69.2230.2030-SR32	22	20	30	38	30	6
GS 69.2230.2520-SR32	22	25	30	28	20	8
GS 69.2230.2530-SR32	22	25	30	38	30	8
GS 69.2230.3020-SR32	22	30	30	28	20	10
GS 69.2230.3030-SR32	22	30	30	38	30	10

GRAF Gewindeschneideisenhalter mit Längenausgleich

GRAF screw threading holder with
length compensation

GRAF porte-filière
avec compensation de longueur



TORNOS-
Maschinen

Bestell-Nr.	D	D1	L1	L2	L3	B
GS 69.18185.1620	18	16	185	28	20	5
GS 69.18185.1630	18	16	185	38	30	5
GS 69.18185.2020	18	20	185	28	20	6
GS 69.18185.2030	18	20	185	38	30	6
GS 69.18185.2520	18	25	185	28	20	8
GS 69.18185.2530	18	25	185	38	30	8
GS 69.18185.3020	18	30	185	28	20	10
GS 69.18185.3030	18	30	185	38	30	10
GS 69.20100.1620	20	16	100	28	20	5
GS 69.20100.1630	20	16	100	38	30	5
GS 69.20100.2020	20	20	100	28	20	6
GS 69.20100.2030	20	20	100	38	30	6
GS 69.20100.2520	20	25	100	28	20	8
GS 69.20100.2530	20	25	100	38	30	8
GS 69.20100.3020	20	30	100	28	20	10
GS 69.20100.3030	20	30	100	38	30	10
GS 69.25150.1620	25	16	150	28	20	5
GS 69.25150.1630	25	16	150	38	30	5
GS 69.25150.2020	25	20	150	28	20	6
GS 69.25150.2030	25	20	150	38	30	6
GS 69.25150.2520	25	25	150	28	20	8
GS 69.25150.2530	25	25	150	38	30	8
GS 69.25150.3020	25	30	150	28	20	10
GS 69.25150.3030	25	30	150	38	30	10



TRAUB-
Maschinen

Bestell-Nr.	D	D1	L1	L2	L3	B
GS 69.1670.1620	16	16	70	28	20	5
GS 69.1670.1630	16	16	70	38	30	5
GS 69.1670.2020	16	20	70	28	20	6
GS 69.1670.2030	16	20	70	38	30	6
GS 69.1670.2520	16	25	70	28	20	8
GS 69.1670.2530	16	25	70	38	30	8
GS 69.1670.3020	16	30	70	28	20	10
GS 69.1670.3030	16	30	70	38	30	10
GS 69.2880.1620	28	16	80	28	20	5
GS 69.2880.1630	28	16	80	38	30	5
GS 69.2880.2020	28	20	80	28	20	6
GS 69.2880.2030	28	20	80	38	30	6
GS 69.2880.2520	28	25	80	28	20	8
GS 69.2880.2530	28	25	80	38	30	8
GS 69.2880.3020	28	30	80	28	20	10
GS 69.2880.3030	28	30	80	38	30	10
GS 69.3225.1620	32	16	25	34	20	5
GS 69.3225.1630	32	16	25	44	30	5
GS 69.3225.2020	32	20	25	34	20	6
GS 69.3225.2030	32	20	25	44	30	6
GS 69.3225.2520	32	25	25	34	20	8
GS 69.3225.2530	32	25	25	44	30	8
GS 69.3225.3020	32	30	25	34	20	10
GS 69.3225.3030	32	30	25	44	30	10
GS 69.3340.1620	33	16	40	34	20	5
GS 69.3340.1630	32	16	40	44	30	5
GS 69.3340.2020	32	20	40	34	20	6
GS 69.3340.2030	32	20	40	44	30	6
GS 69.3340.2520	32	25	40	34	20	8
GS 69.3340.2530	32	25	40	44	30	8
GS 69.3340.3020	32	30	40	34	20	10
GS 69.3340.3030	32	30	40	44	30	10




HANWHA-
Maschinen

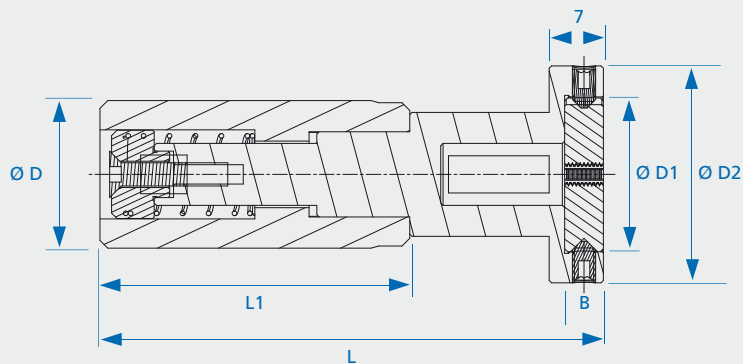
GRAF Gewindeschneideisenhalter mit Längenausgleich

GRAF screw threading holder with length compensation






GRAF porte-filière avec compensation de longueur



Beispiel:
Example:
Exemple:




max. Auszug 7 mm

	Bestell-Nr.	Ø D	D 1	D 2	L 1	L	L 3 max. Schneidlänge	B	
	CITIZEN-Maschinen	GS 69.2030.1620-CI	20	16	24	30	55	20	5
	GS 69.2030.2020-CI	20	20	28	30	55	20	6	
	GS 69.2030.2030-CI	20	20	28	30	65	30	6	
	GS 69.3440.1620-CI	3/4"	16	24	40	65	20	5	
	GS 69.3440.2020-CI	3/4"	20	28	40	65	20	6	
	GS 69.3440.2030-CI	3/4"	20	28	40	75	30	6	
	GS 69.3470.1620-CI	3/4"	16	24	50	75	20	5	
	GS 69.3470.2020-CI	3/4"	20	28	70	85	20	6	
	GS 69.3470.2030-CI	3/4"	20	28	50	95	30	6	
	GS 69.1060.1620-CI	1"	16	24	60	85	20	5	
GS 69.1060.2020-CI	1"	20	28	60	85	20	6		
GS 69.1060.2030-CI	1"	20	28	60	95	30	6		
	GILDEMEISTER-Maschinen	GS 69.2050.1620-GI	20	16	24	50	75	20	5
	GS 69.2050.2020-GI	20	20	28	50	75	20	6	
	GS 69.2050.2030-GI	20	20	28	50	85	30	6	
	MANURHIN-Maschinen	GS 69.20185.1620-MAN	20	16	24	185	210	20	5
	GS 69.20185.2020-MAN	20	20	28	185	210	20	6	
	GS 69.20185.2030-MAN	20	20	28	185	220	30	6	
	GS 69.1642.1620-MAN	16	16	24	42	67	20	5	
	GS 69.1642.2020-MAN	16	20	28	42	67	20	6	
	GS 69.1642.2030-MAN	16	20	28	42	77	30	6	
	STAR-Maschinen	GS 69.1642.1620-ST	16	16	24	42	67	20	5
	GS 69.1642.2020-ST	16	20	28	42	67	20	6	
	GS 69.1642.2030-ST	16	20	28	42	77	30	6	
	GS 69.2270.1620-ST	22	16	24	70	95	20	5	
	GS 69.2270.2020-ST	22	20	28	70	95	20	6	
	GS 69.2270.2030-ST	22	20	28	70	105	30	6	
	TORNOS-Maschinen	GS 69.18185.1620-TO	18	16	24	185	210	20	5
	GS 69.18185.2020-TO	18	20	28	185	210	20	6	
	GS 69.18185.2030-TO	18	20	28	185	220	30	6	
	GS 69.20145.1620-TO	20	16	24	145	170	20	5	
	GS 69.20145.2020-TO	20	20	28	145	170	20	6	
	GS 69.20145.2030-TO	20	20	28	145	180	30	6	
	GS 69.25150.1620-TO	25	16	24	150	175	20	5	
	GS 69.25150.2020-TO	25	20	28	150	175	20	6	
	GS 69.25150.2030-TO	25	20	28	150	185	30	6	

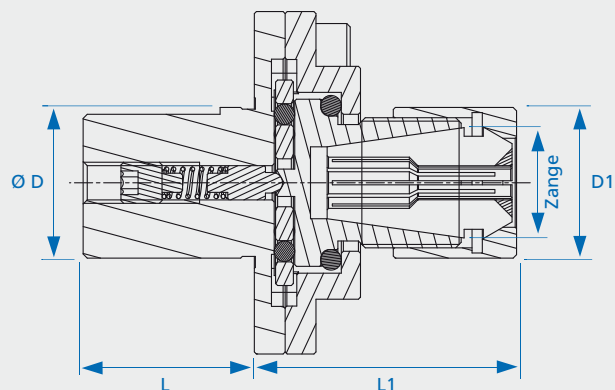
**GRAF-Pendelhalter für Reibahlen
mit zylindrischem Schaft
inklusive ER-M Spannmutter**








**GRAF floating holder for reamers
with cylindrical shaft
inclusive chucking nut ER-M**

**GRAF mandrin flottant pour alésoir
bague de serrage ER-M inclus**

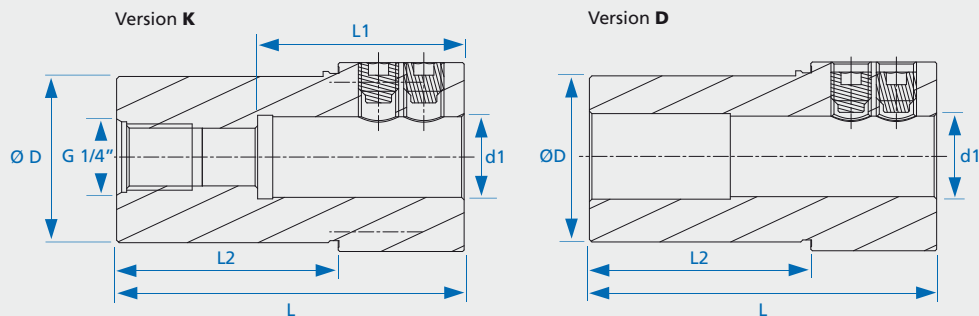



Beispiel:
Example:
Exemple:



	Bestell-Nr.	Ø D	D 1	L	L 1	Zange	
	CITIZEN-Maschinen	GP 70.3440.11	3/4"	16	40	33	ER 11
		GP 70.3470.11	3/4"	16	70	33	ER 11
		GP 70.2030.11	20	16	30	33	ER 11
		GP 70.1060.11	1"	16	60	33	ER 11
		GP 70.1060.16	1"	22	60	36	ER 16
		GP 70.10100.11	1"	16	100	33	ER 11
	GP 70.10100.16	1"	22	100	36	ER 16	
	HANWHA-Maschinen	GP 70.3225.16	32	22	25	41	ER 16
		GP 70.3340.16	33	22	40	41	ER 16
	MAIER-Maschinen	GP 70.3444.16	34	22	44	41	ER 16
		GP 70.3045.16	30	22	45	41	ER 16
		GP 70.3425.16	34	22	25	41	ER 16
	MANURHIN-Maschinen	GP 70.25150.11	25	16	150	33	ER 11
		GP 70.25150.16	25	22	150	36	ER 16
	STAR-Maschinen	GP 70.1621.11	16	16	21	33	ER 11
		GP 70.2238.11	22	16	38	33	ER 11
		GP 70.2250.11	22	16	50	33	ER 11
		GP 70.2270.11	22	16	70	33	ER 11
		GP 70.22120.11	22	16	120	33	ER 11
		GP 70.2225.11-SR16/20R	22	16	25	33	ER 11
		GP 70.2225.16-SR16/20R	22	22	25	36	ER 16
		GP 70.2230.11-SR32	22	16	30	33	ER 11
		GP 70.2230.16-SR32	22	22	30	36	ER 16
		GP 70.2270.16	22	22	70	36	ER 16
		GP 70.1650.11	16	16	50	33	ER 11
	GP 70.1630.16	16	22	30	36	ER 16	
	TORNOS-Maschinen	GP 70.2570.11	25	16	70	33	ER 11
		GP 70.20100.11	20	16	100	33	ER 11
		GP 70.20185.11	20	16	185	33	ER 11
		GP 70.20185.16	20	22	185	36	ER 16
	TRAUB-Maschinen	GP 70.2880.16	28	22	80	36	ER 16

GRAF Bohrstangen-Halter mit Innenkühlung
GRAF boring bar holder with coolant supply
GRAF porte-barres d'alésage avec raccord pour canal d'arrosage



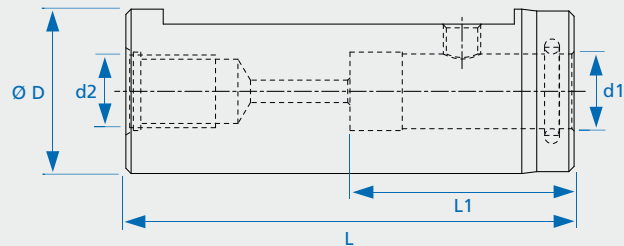

Reduzierhülsen müssen separat bestellt werden! Siehe Seite 52
 Adapter sleeve must be ordered separately! See page 52
 Vous trouverez les douilles de réduction commandée séparément, voir pages 52

	Bestell-Nr.	Ø D	L 1	L 2	d 1	L
MAIER- Maschinen	BS 71.3444.16-K	34	41	44	16	69
	BS 71.3444.20-K	34	41	44	20	69
	BS 71.3444.25-K	34	41	44	25	69
	BS 71.3420.16-K	34	41	20	25	45
	BS 71.3420.20-K	34	41	20	20	45
	BS 71.3420.25-K	34	41	20	25	45
	BS 71.3444.16-D	34	41	44	16	69
	BS 71.3444.20-D	34	41	44	20	69
BS 71.3444.25-D	34	41	44	25	69	
STAR- Maschinen	BS 71.2225.12	22	41	25	12	41
	BS 71.2225.14	22	41	25	14	41
	BS 71.2225.16	22	41	25	16	41
	BS 71.022.024.10	22	44	24	10	44
	BS 71.022.024.16	22	44	24	16	44

GRAF Bohrerhalter für Einlippenbohrer mit Innenkühlung

GRAF drill holder for single-flute drills with coolant supply



GRAF mandrin pour mèche à canon avec raccord pour canal d'arrosage



Reduzierhülsen müssen separat bestellt werden! Siehe Seite 52

Adapter sleeve must be ordered separately! See page 52

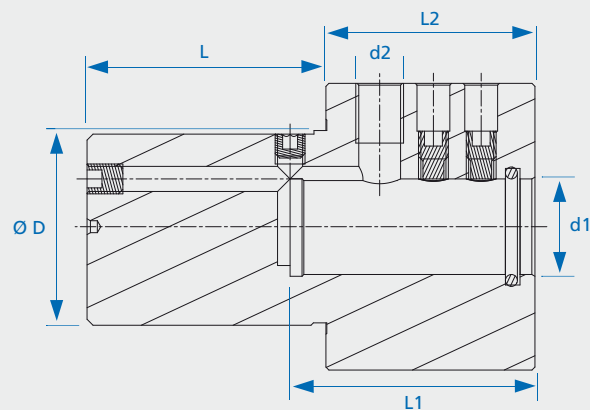

Vous trouverez les douilles de réduction commandée séparément, voir pages 52

	Bestell-Nr.	Ø D	L	L1	d 1	d 2
 <p>CITIZEN-Maschinen</p>	BHE 72.3450.06	3/4"	50	30	6	G 1/8"
	BHE 72.3450.08	3/4"	50	30	8	G 1/8"
	BHE 72.3460.10	3/4"	60	30	10	G 1/8"
	BHE 72.34100.10	3/4"	100	30	10	G 1/8"
	BHE 72.2050.10	20	50	30	10	G 1/8"
	BHE 72.2060.10	20	60	30	10	G 1/8"
	BHE 72.1060.10	1"	60	30	10	G 1/8"
	BHE 72.1060.12	1"	60	41	12	G 1/8"
	BHE 72.1060.14	1"	60	41	14	G 1/8"
	BHE 72.1060.16	1"	60	42	16	G 1/8"
 <p>HANWHA-Maschinen</p>	BHE 72.2560.16	25	60	42	16	G 1/8"
	BHE 72.32150.16	32	150	45	16	G 1/4"
 <p>MANURHIN-Maschinen</p>	BHE 72.2560.16	25	60	42	16	G 1/8"
	BHE 72.25150.16	25	150	45	16	G 1/4"
 <p>STAR-Maschinen</p>	BHE 72.1660.10	16	60	30	10	G 1/8"
	BHE 72.22100.10	22	100	30	10	G 1/8"
	BHE 72.2260.06	22	60	30	6	G 1/8"
	BHE 72.2260.08	22	60	30	8	G 1/8"
	BHE 72.2260.10	22	60	30	10	G 1/8"
	BHE 72.2260.12	22	60	30	12	G 1/8"
	BHE 72.2275.16	22	75	42	16	G 1/8"
	BHE 72.2295.16	22	95	45	16	G 1/8"
	BHE 72.32100.16	32	100	45	16	G 1/8"
	BHE 72.32100.18	32	100	45	18	G 1/8"
 <p>TRAUB-Maschinen</p>	BHE 72.32100.20	32	100	45	20	G 1/8"
	BHE 72.28100.8	28	100	30	8	M12 x 1.5
	BHE 72.28100.12	28	100	42	12	M12 x 1.5
	BHE 72.28100.16	28	100	42	16	M12 x 1.5

GRAF Bohrerhalter für Einlippenbohrer mit Innenkühlung

GRAF drill holder for single-flute drills with coolant supply







GRAF mandrin pour mèche à canon avec raccord pour canal d'arrosage



Reduzierhülsen müssen separat bestellt werden! Siehe Seite 52

Adapter sleeve must be ordered separately! See page 52

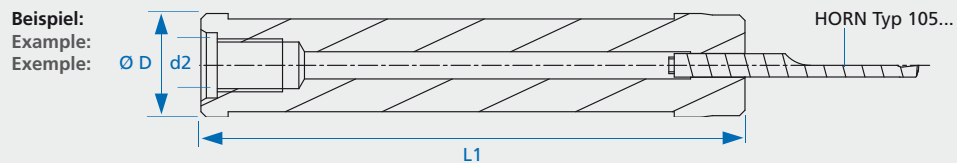
Vous trouverez les douilles de réduction commandée séparément, voir pages 52




	Bestell-Nr.	Ø D	L	L 1	L 2	d 1	d 2	
	HANWHA-Maschinen	BHE 73.3225.16	32	25	41	35	16	M8 x 1
		BHE 73.3225.20	32	25	41	35	20	M8 x 1
		BHE 73.3340.16	33	40	41	35	16	M8 x 1
		BHE 73.3340.20	33	40	41	35	20	M8 x 1
	MAIER-Maschinen	BHE 73.3444.16	34	44	41	52	16	M8 x 1
		BHE 73.3444.20	34	44	41	52	20	M8 x 1
		BHE 73.3444.25	34	44	41	52	25	M8 x 1
		BHE 73.3444.254	34	44	41	52	1"	M8 x 1
	STAR-Maschinen	BHE 73.2225.06	22	25	30	17	6	M8 x 1
		BHE 73.2225.08	22	25	30	17	8	M8 x 1
		BHE 73.2225.10	22	25	30	17	10	M8 x 1
		BHE 73.2225.12	22	25	41	17	12	M8 x 1
		BHE 73.2225.16	22	25	41	44	16	M8 x 1
		BHE 73.2230.16-SR32	22	30	41	50	16	M8 x 1
		BHE 73.1621.12	16	21	31	33	12	G 1/8"
		BHE 73.1621.10	16	21	31	33	10	G 1/8"
	MANURHIN-Maschinen	BHE 73.022.024.08	22	24	42	38	8	M8 x 1
		BHE 73.022.024.10	22	24	42	38	10	M8 x 1
		BHE 73.022.024.12	22	24	42	38	12	M8 x 1
	CITIZEN-Maschinen	BHE 73.25150.16	25	150	41	-	16	G 1/8"
		BHE 73.25120.08	25	120	31	-	8	G 1/8"
	CITIZEN-Maschinen	BHE 73 1040.16	1"	40	68	34.5	16	G1/8"
		BHE 73 1040.20	1"	40	68	34.5	20	G1/8"
		BHE 73 1040.25	1"	40	68	34.5	25	G1/8"
		BHE 73 1060.16	1"	60	42	20	16	M8x1
		BHE 73 2530.06	25	30	30	17	6	M8x1
		BHE 73 2530.16	25	30	42	17	16	M8x1

**GRAF Innendreh-Rundschafthalter
für HORN-Schneidplatten Typ 105 mit Innenkühlung**

GRAF boring-round shank holder
for HORN-inserts type 105 with coolant supply

GRAF porte-outil pour alésage
pour insert HORN type 105 avec raccord pour canal d'arrosage




	Bestell-Nr.	Ø D	L 1	Ø d2
 <p>CITIZEN- Maschinen</p>	IR 105.34.40	3/4"	40	G 1/8"
	IR 105.34.50	3/4"	50	G 1/8"
	IR 105.34.70	3/4"	70	G 1/8"
	IR 105.34.100	3/4"	100	G 1/8"
	IR 105.20.30	20	30	G 1/8"
	IR 105.20.50	20	50	G 1/8"
	IR 105.10.60	1"	60	G 1/4"
	IR 105.10.100	1"	100	G 1/4"
 <p>STAR- Maschinen</p>	IR 105.16.30	16	30	G 1/8"
	IR 105.16.50	16	50	G 1/8"
	IR 105.16.70	16	70	G 1/8"
	IR 105.22.100	22	100	G 1/8"
	IR 105.22.120	22	120	G 1/8"
	IR 105.22.38	22	38	G 1/8"
	IR 105.22.50	22	50	G 1/8"
	IR 105.22.70	22	70	G 1/8"
 <p>TORNOS- Maschinen</p>	IR 105.18.310	18	310	G 1/8"
	IR 105.20.170	20	170	G 1/8"
	IR 105.20.185	20	185	G 1/8"
	IR 105.25.100	25	100	G 1/4"
	IR 105.25.150	25	150	G 1/4"
	IR 105.28.80	28	80	G 1/4"

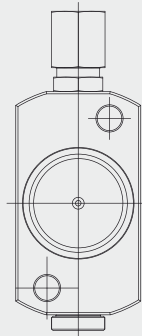
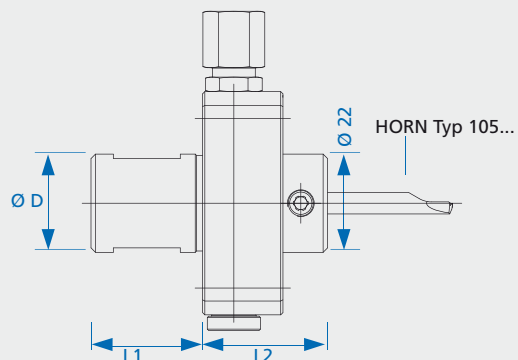
**GRAF Innendreh-Halter
für HORN-Schneidplatten Typ 105 mit Innenkühlung**





GRAF boring shank holder
for HORN inserts type 105 with coolant supply

GRAF porte-outil pour alésage
pour insert HORN type 105 avec raccord pour canal d'arrosage



Kühlmittelanschluss
M 8x1

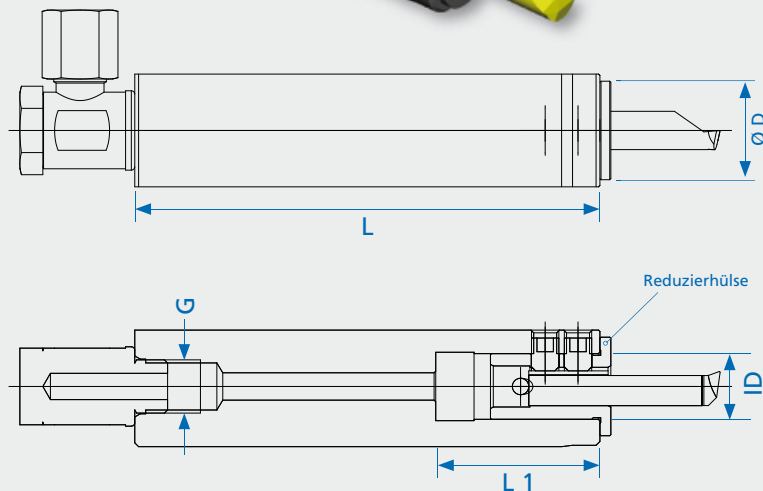


	Bestell-Nr.	Ø D	L 1	L 2
	IR 105.3440.IKV	3/4"	40	23
	IR 105.1060.IKV	1"	60	23
	IR 105.1640.IKV	16	40	23
	IR 105.2240.IKV	22	40	23
	IR 105.2225-28.IKV	22	25	28
	IR 105.2225-40.IKV	22	25	40
	IR 105.2225-60.IKV	22	25	60
	IR 105.2040.IKV	20	40	23
	IR 105.2560.IKV	25	60	23

**GRAF Bohrstangenhalter für ISCAR Schneidplatten
Typ Picco mit Innenkühlung**

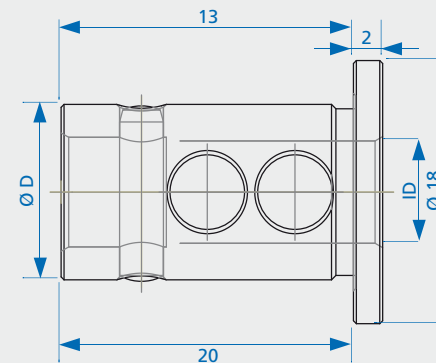
GRAF boring bar holder for ISCAR inserts
type Picco with coolant supply

GRAF... pour insert ISCAR type Picco
avec pour canal d'arrosage



	Bestell-Nr.	Ø D	L	L1	ID	G
CITIZEN- Maschinen	BS 75.34100.12	3/4"	100	30	12	G1/8"
	BS 75.10100.12	1"	100	30	12	G1/4"
STAR- Maschinen	BS 75.2285.12	22	85	30	12	G1/8"
	BS 75.22130.12	22	130	30	12	G1/8"
TORNOS- Maschinen	BS 75.2080.12	20	80	30	12	G1/8"
HANWA- Maschinen	BS 75.2080.12	20	80	30	12	G1/8"
	BS 75.25100.12	25	100	30	12	G1/8"

Reduzierhülsen für Bohrstangenhalter Typ Picco
Adapter sleeve for boring bar holder type Picco
Douille de Réduction pour porte outil type Picco



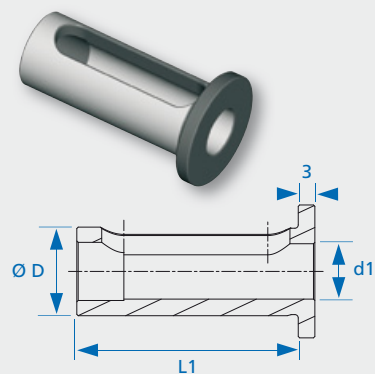
Bestell-Nr.	D	ID
RH 12 0420	12	4
RH 12 0520	12	5
RH 12 0620	12	6
RH 12 0720	12	7
RH 12 0820	12	8

Zubehör und Ersatzteile
Accessories and spare parts
Accessoires et pièces de rechange

Reduzierhülsen

Adapter sleeve

Douille de réduction

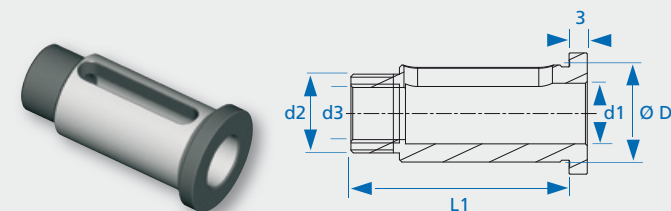


Bestell-Nr.	Ø D	Ø d1	L 1
RH 10 0315 24	10	3,15	30
RH 10 04 24	10	4	30
RH 10 05 24	10	5	30
RH 10 06 24	10	6	30
RH 10 063 24	10	6,3	30
RH 10 08 24	10	8	30
RH 10 105 24	10	Horn Typ 105...	30
RH 16 06 40	16	6	40
RH 16 08 40	16	8	40
RH 16 10 40	16	10	40
RH 16 12 40	16	12	40
RH 16 14 40	16	14	40
RH 034 0840	3/4"	8	40
RH 034 1040	3/4"	10	40
RH 034 1240	3/4"	12	40
RH 034 1640	3/4"	16	40
RH 20 0840	20	8	40
RH 20 1040	20	10	40
RH 20 1140	20	11	40
RH 20 1240	20	12	40
RH 20 1640	20	16	40
RH 20 1840	20	18	40
RH 16 22 30-SR32	22	16	40
RH 010 0850	1"	8	50
RH 010 1050	1"	10	50
RH 010 1250	1"	12	50
RH 010 1650	1"	16	50
RH 010 2050	1"	20	50

Reduzierhülsen mit Innenkühlung

Adapter sleeve with inner cooling

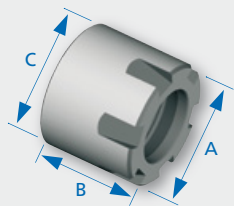
Douille de réduction pour canal d'arrosage



Bestell-Nr.	Ø D	d1	d2	d3	L 1
RH 10 0315 24-IK	10	3,15	M10 x 1	M7 x 1	30
RH 10 03 24-IK	10	3	M10 x 1	M7 x 1	30
RH 10 04 24-IK	10	4	M10 x 1	M7 x 1	30
RH 10 05 24-IK	10	5	M10 x 1	M7 x 1	30
RH 10 06 24-IK	10	6	M10 x 1	M7 x 1	30
RH 10 063 24-IK	10	6,3	M10 x 1	M7 x 1	30
RH 10 08 24-IK	10	8	M10 x 1	M7 x 1	30
RH 10 105 24-IK	10	Horn Typ 105...	M10 x 1	M7 x 1	30
RH 16 0315 30-IK	16	3,15	M13 x 0,75	G 1/8"	40
RH 16 03 30-IK	16	3	M13 x 0,75	G 1/8"	40
RH 16 04 30-IK	16	4	M13 x 0,75	G 1/8"	40
RH 16 05 30-IK	16	5	M13 x 0,75	G 1/8"	40
RH 16 06 30-IK	16	6	M13 x 0,75	G 1/8"	40
RH 16 063 30-IK	16	6,3	M13 x 0,75	G 1/8"	40
RH 16 0105 30-IK	16	Horn Typ 105...	M13 x 0,75	G 1/8"	40
RH 16 08 30-IK	16	8	M13 x 0,75	G 1/8"	40
RH 16 10 30-IK	16	10	M13 x 0,75	G 1/8"	40
RH 16 12 30-IK	16	12	M13 x 0,75	G 1/8"	40

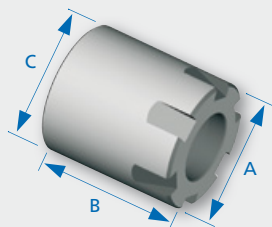
Zubehör und Ersatzteile
Accessories and spare parts
Accessoires et pièces de rechange

ER-M Spannmutter / ER-M
chucking nut / ER-M
Bague de serrage



Bestell-Nr.	A	B	C
62 000 08-ER 8	12	10,8	M 10 x 0,75
62 000 11-ER 11	16	12	M 13 x 0,75
62 000 16-ER 16	22	18	M 19 x 1
62 000 20-ER 20	28	19	M 24 x 1
62 000 25-ER 25	35	20	M 30 x 1

ER-MA Spannmutter abdichtbar
ER-MA Chucking nut sealed
ER-MA Bague de serrage

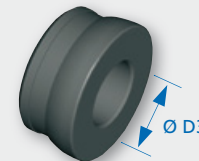


Bestell-Nr.	A	B	C
62 600 16-ER 16	22	24,5	M 19 x 1
62 600 20-ER 20	28	26,5	M 24 x 1
62 600 25-ER 25	35	27,5	M 30 x 1

Dichtscheiben für abdichtbare
Spannmutter ER-MA ...

Sealing ring for chucking nut
ER-MA ...

Rondelle d'étanchéité pour
bague de serrage ER-MA ...



Bestell-Nr.	Ø D3	
64 600 16-ER 16	3 - 10 kompletter Satz	0,5 mm steigend
64 600 20-ER 20	3 - 13 kompletter Satz	0,5 mm steigend
64 600 25-ER 25	3 - 16 kompletter Satz	0,5 mm steigend

Die Dichtscheiben können auch einzeln bestellt werden,
Beispiel:

Sealing disk can be ordered separately, Example:

Les rondelles d'étanchéité peuvent être commandées
séparément, Exemple:

Bestell-Nr.	Ø von - bis
ER 16 64 600 16 6-5,5	6 - 5,5

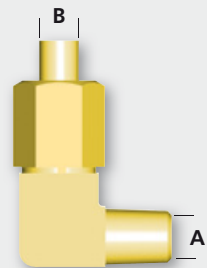
Zubehör und Ersatzteile
Accessories and spare parts
Accessoires et pièces de rechange

Kühlmittelanschluss Standard
Coolant supply
Raccord pour canal d'arrosage



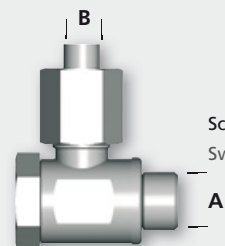
Kühlmittelanschluss gerade
Straight screwed coupling

Bestell-Nr.	A	B
004.00.19	M 8 x 1	GE 6 LL
004.00.14	1/8"	GE 6 LR
004.00.15	1/4"	GE 10 LR



Kühlmittelanschluss winkelig fest
Coolant supply angled and fix

Bestell-Nr.	A	B
004.00.22	M 8 x 1	WE 6 LL
004.00.33	1/8"	WE 6 LR
004.00.34	1/4"	WE 10 LR

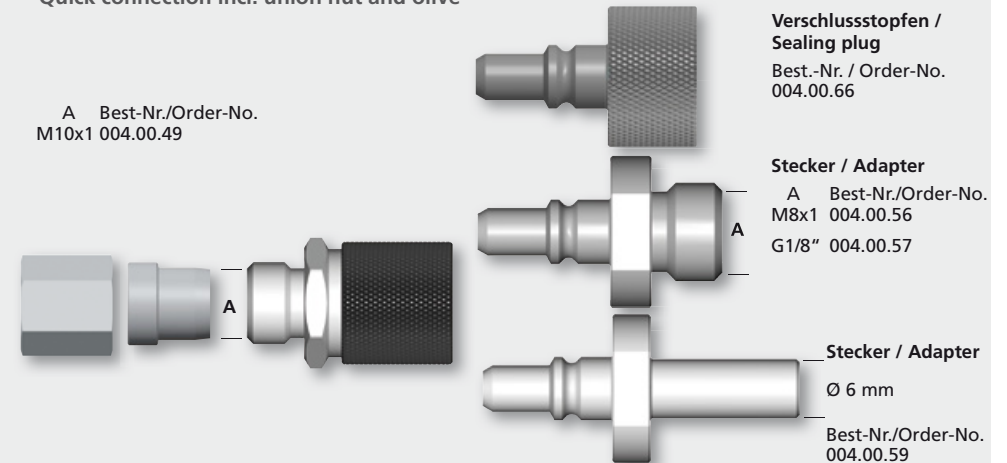


Schwenkverschraubung
Swivelling screw-fitting

Bestell-Nr.	A	B
004.00.16	1/8"	SBD 6 LR
004.00.18	1/4"	SBD 10 LR

Schnellkupplung inkl. Überwurfmutter und Schneidring
Quick connection incl. union nut and olive

A Best-Nr./Order-No.
M10x1 004.00.49



Verschlussstopfen / Sealing plug
Best.-Nr. / Order-No.
004.00.66

Stecker / Adapter
A Best-Nr./Order-No.
M8x1 004.00.56
G1/8" 004.00.57

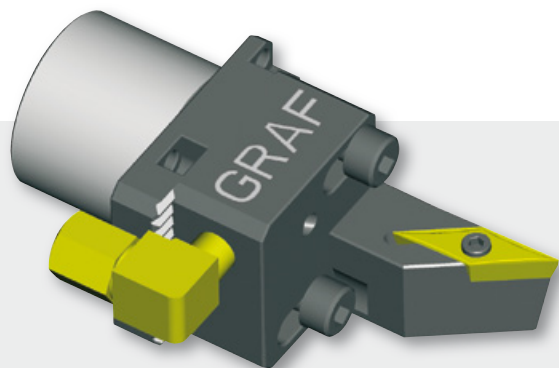
Stecker / Adapter
Ø 6 mm
Best-Nr./Order-No.
004.00.59

Flex-Leitungen
Flexible tubes

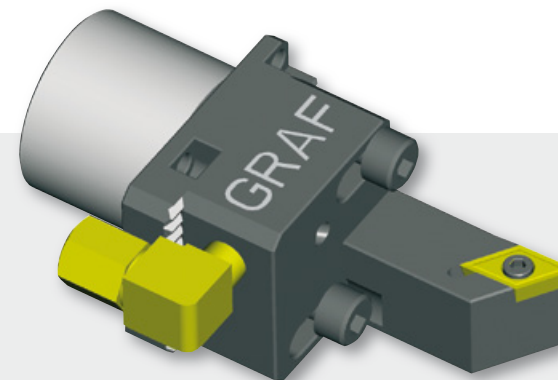


Best-Nr.	Bezeichnung	Ø	Länge
21-1109	SMS-A DN 2x100 bds. HE-S 06-ACF	6	100
21-1111	SMS-A DN 2x150 bds. HE-S 06-ACF	6	150
21-1112	SMS-A DN 2x200 bds. HE-S 06-ACF	6	200
21-1113	SMS-A DN 2x250 bds. HE-S 06-ACF	6	250
21-1114	SMS-A DN 2x300 bds. HE-S 06-ACF	6	300
21-1115	SMS-A DN 2x400 bds. HE-S 06-ACF	6	400
21-1116	SMS-A DN 2x500 bds. HE-S 06-ACF	6	500

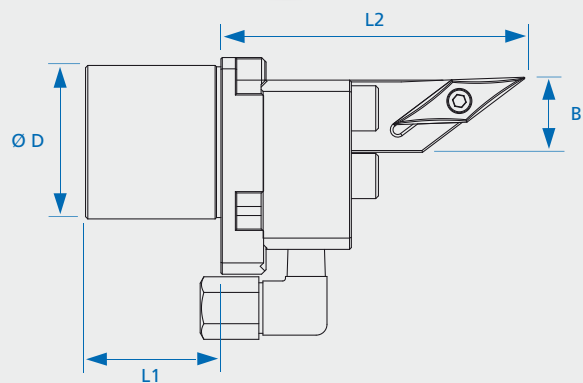
GRAF Drehhalter für die Querbearbeitung mit Innenkühlung
GRAF holder for cross-machining with coolant supply
GRAF porte-outil pour usinage transversal avec raccord pour canal d'arrosage



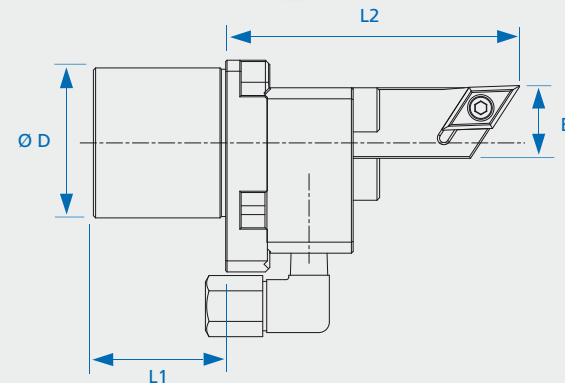
für Wendeplatte VC...16 04...
 indexable insert VC...16 04...
 plaquette réversible VC...16 04...



für Wendeplatte DC...11 T3...
 indexable insert DC...11 T3...
 plaquette réversible DC...11 T3...



Verstellbereich
24 mm




Verstellbereich
24 mm

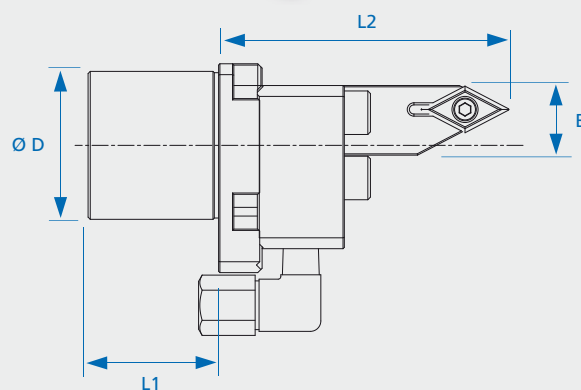
Bestell-Nr.	Ø D	L1	L2	B
Q R01 034 030	34	30	67	16,5

Bestell-Nr.	Ø D	L1	L2	B
Q R02 034 030	34	30	67	16,5

GRAF Drehhalter für die Querbearbeitung mit Innenkühlung
GRAF holder for cross-machining with coolant supply
GRAF porte-outil pour usinage transversal avec raccord pour canal d'arrosage




für Wendeplatte DC...11 T3...
 indexable insert DC...11 T3...
 plaquette réversible DC...11 T3...

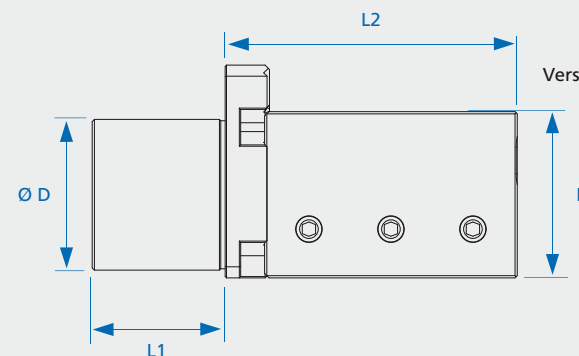


Bestell-Nr.	Ø D	L1	L2	B
Q R04 034 030	34	30	67	16

GRAF Drehhalter für die Querbearbeitung
GRAF holder for cross-machining
GRAF porte-outil pour usinage transversal

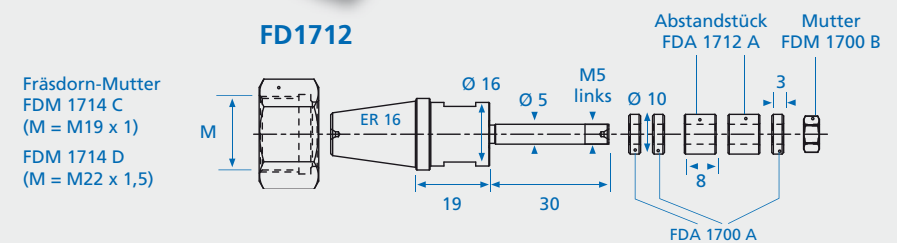

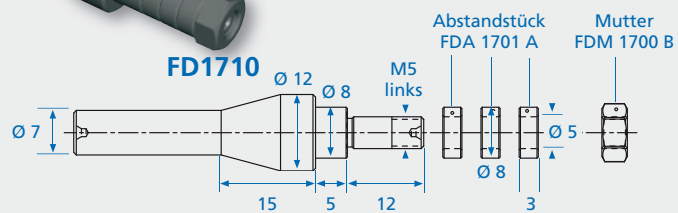

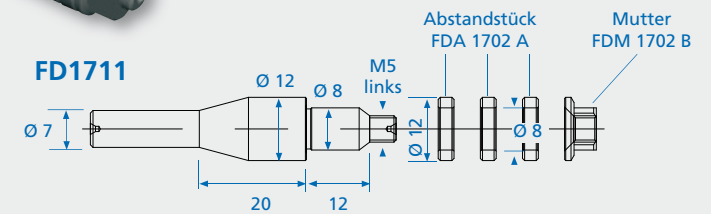

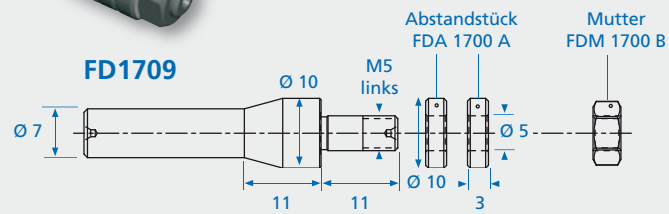



für Halter 12 x 12
 for holder 12 x 12
 pour porte-outil 12 x 12




Bestell-Nr.	Ø D	L1	L2	B
Q N05 034 030	34	30	66	37,5

GRAF Fräsdorne
GRAF milling arbors
GRAF arbres porte fraise




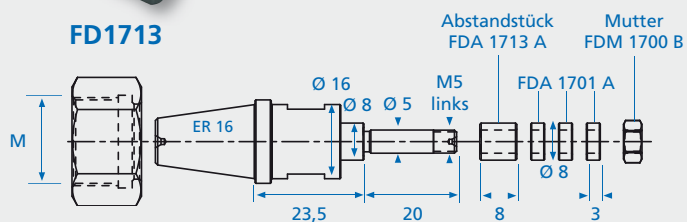
Fräsdorn-Mutter
FDM 1714 C
(M = M19 x 1)
FDM 1714 D
(M = M22 x 1,5)

GRAF Fräsdorne
GRAF milling arbors
GRAF arbres porte fraise




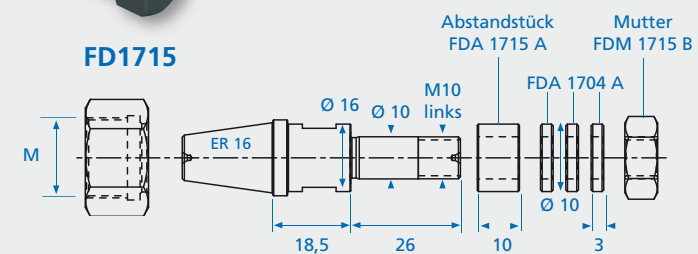
FD1713

Fräsdorn-Mutter
FDM 1714 C
(M = M19 x 1)
FDM 1714 D
(M = M22 x 1,5)




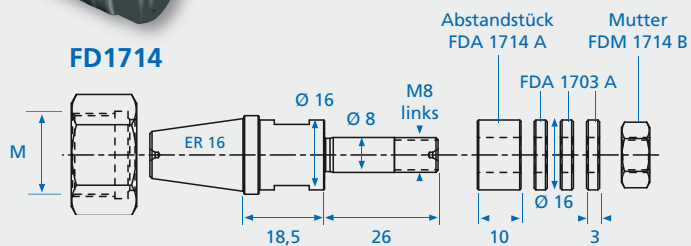
FD1715

Fräsdorn-Mutter
FDM 1714 C
(M = M19 x 1)
FDM 1714 D
(M = M22 x 1,5)



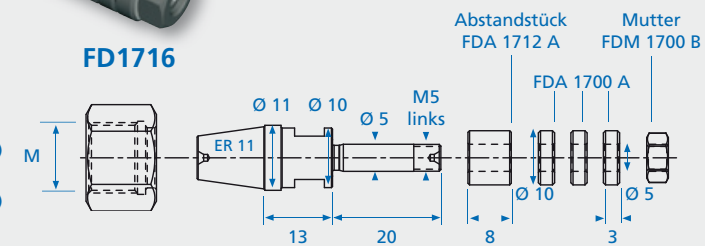
FD1714

Fräsdorn-Mutter
FDM 1714 C
(M = M19 x 1)
FDM 1714 D
(M = M22 x 1,5)




FD1716

Fräsdorn-Mutter
FDM 1716 C
(M = M13 x 0,75)
FDM 1716 D
(M = M14 x 0,75)


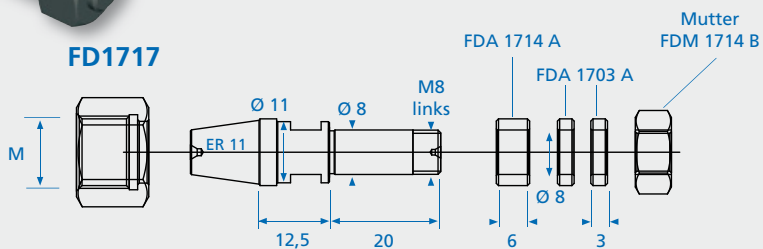


GRAF Fräsdorne
GRAF milling arbors
GRAF arbres porte fraise




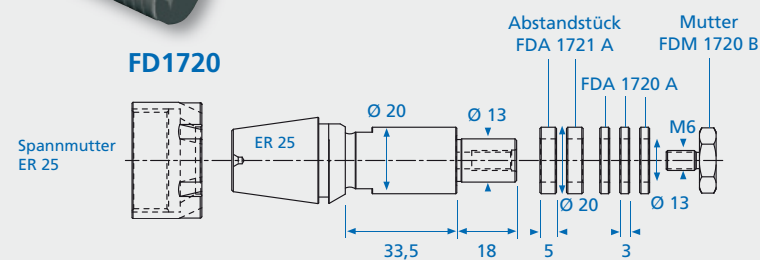
FD1717

Fräsdorn-Mutter
FDM 1716 C
(M = M13 x 0,75)
FDM 1716 D
(M = M14 x 0,75)




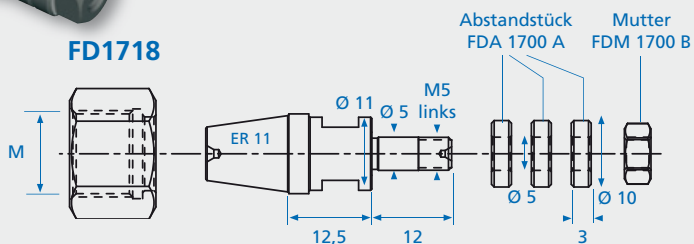
FD1720

Spannmutter
ER 25



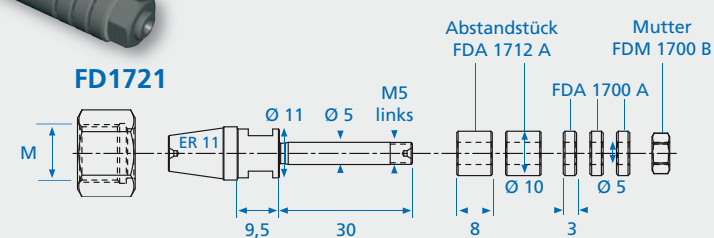
FD1718

Fräsdorn-Mutter
FDM 1716 C
(M = M13 x 0,75)
FDM 1716 D
(M = M14 x 0,75)




FD1721

Fräsdorn-Mutter
FDM 1716 C
(M = M13 x 0,75)
FDM 1716 D
(M = M14 x 0,75)


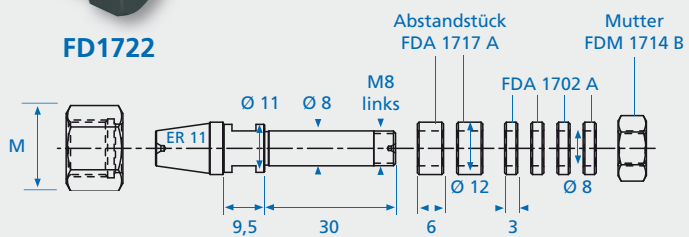


GRAF Fräsdorne
GRAF milling arbors
GRAF arbres porte fraise




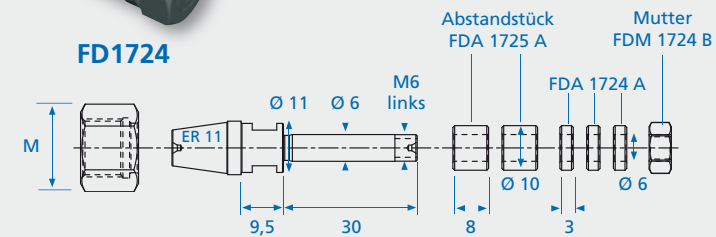
FD1722

Fräsdorn-Mutter
FDM 1716 C
(M = M13 x 0,75)
FDM 1716 D
(M = M14 x 0,75)




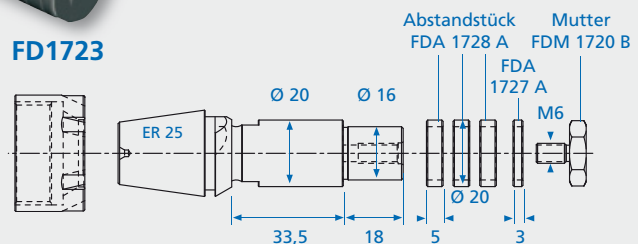
FD1724

Fräsdorn-Mutter
FDM 1716 C
(M = M13 x 0,75)
FDM 1716 D
(M = M14 x 0,75)



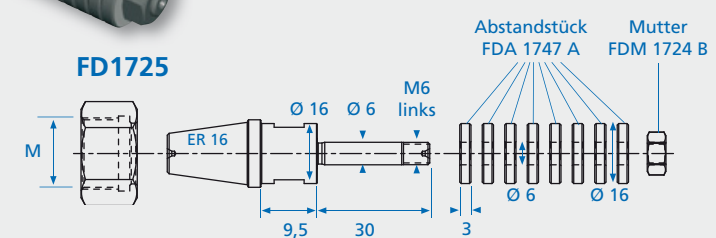
FD1723

Spannmutter
ER 25




FD1725

Fräsdorn-Mutter
FDM 1714 C
(M = M19 x 1)
FDM 1714 D
(M = M22 x 1,5)


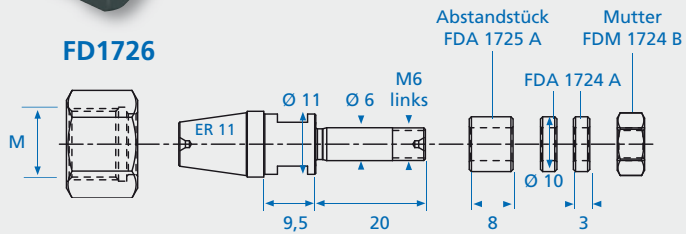


GRAF Fräsdorne
GRAF milling arbors
GRAF arbres porte fraise


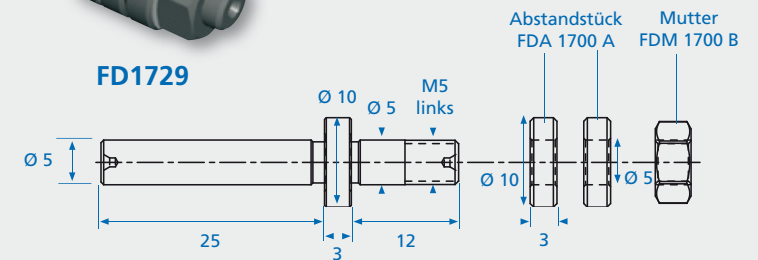


FD1726

Fräsdorn-Mutter
FDM 1716 C
(M = M13 x 0,75)
FDM 1716 D
(M = M14 x 0,75)


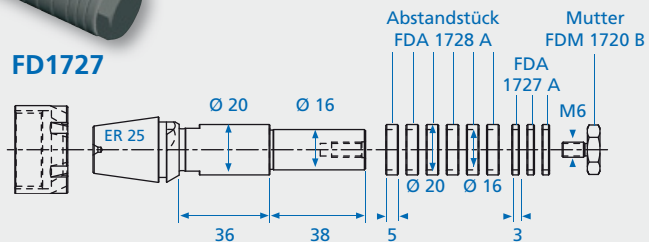


FD1729



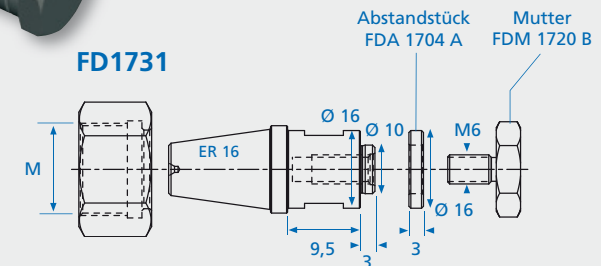
FD1727

Spannmutter
ER 25




FD1731

Fräsdorn-Mutter
FDM 1714 C
(M = M19 x 1)
FDM 1714 D
(M = M22 x 1,5)


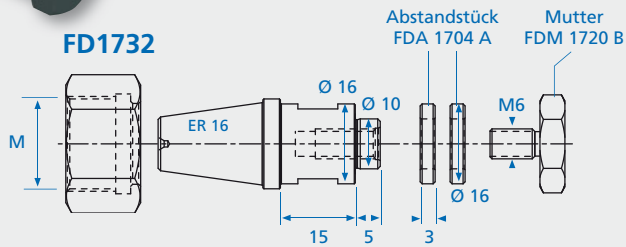


GRAF Fräsdorne
GRAF milling arbors
GRAF arbres porte fraise


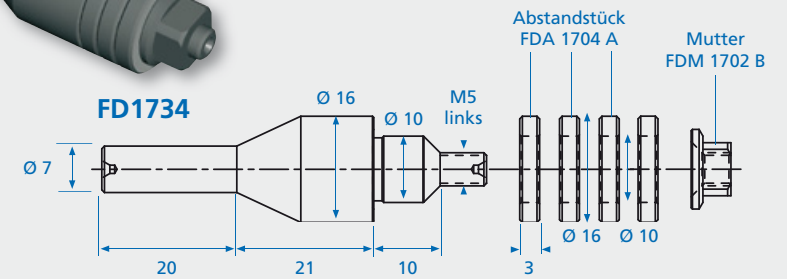


FD1732

Fräsdorn-Mutter
FDM 1714 C
(M = M19 x 1)
FDM 1714 D
(M = M22 x 1,5)


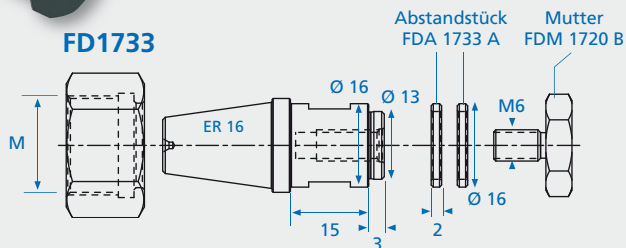


FD1734



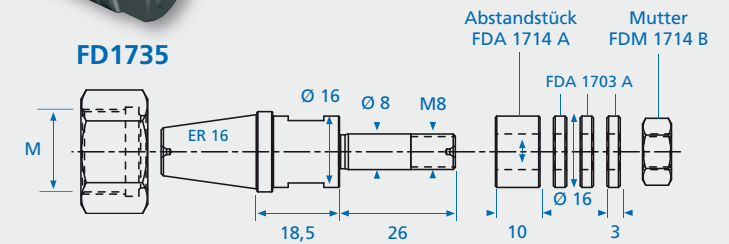
FD1733

Fräsdorn-Mutter
FDM 1714 C
(M = M19 x 1)
FDM 1714 D
(M = M22 x 1,5)




FD1735


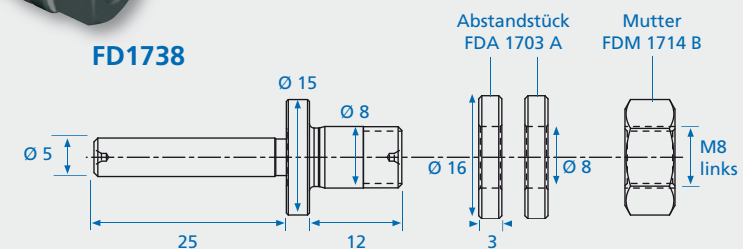

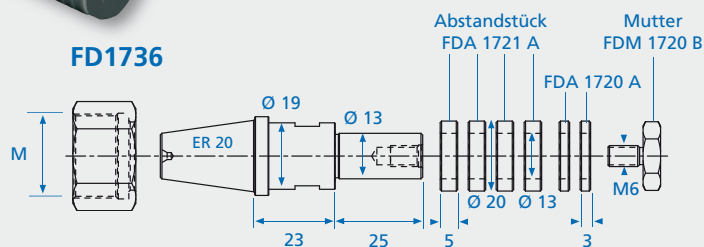
Fräsdorn-Mutter
FDM 1714 C
(M = M19 x 1)
FDM 1714 D
(M = M22 x 1,5)




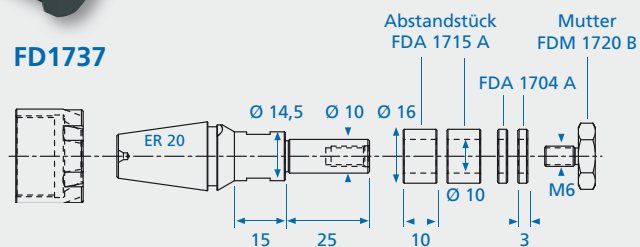
GRAF Fräsdorne
GRAF milling arbors
GRAF arbres porte fraise



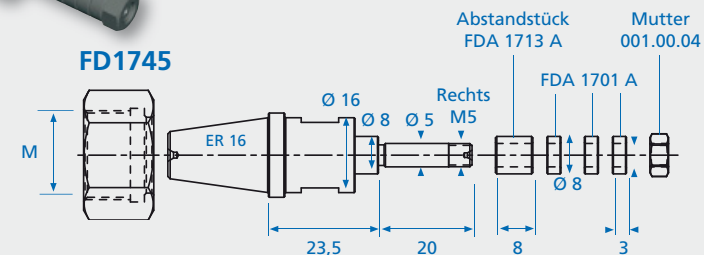
Fräsdorn-Mutter
FDM 1736 B
(M = M24 x 1)
FDM 1736 C
(M = M25 x 1,5)



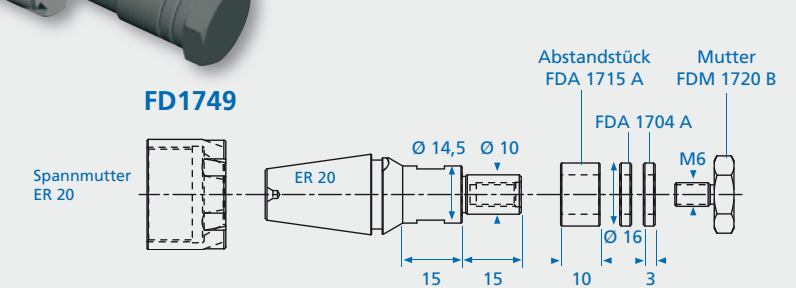

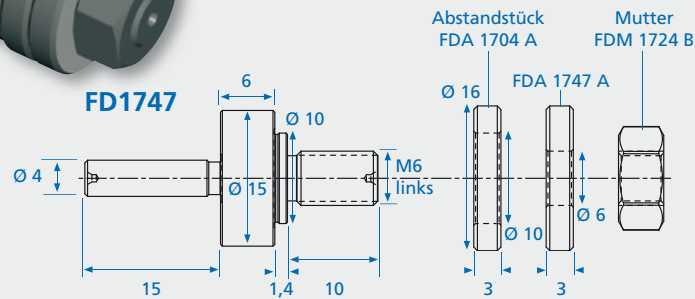

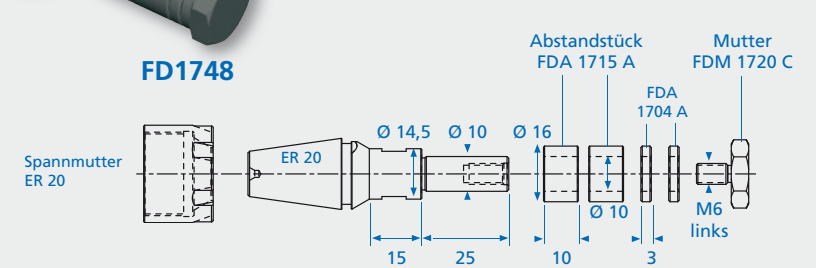

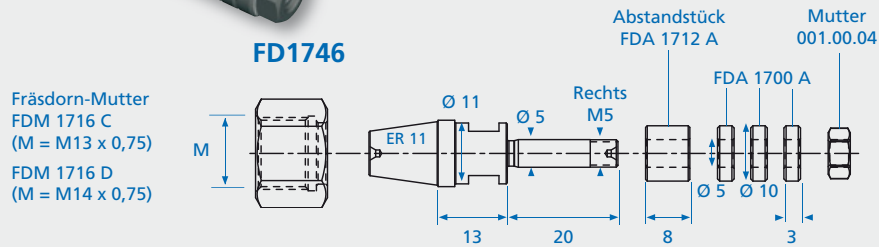

Spannmutter
ER 20




Fräsdorn-Mutter
FDM 1714 C
(M = M19 x 1)
FDM 1714 D
(M = M22 x 1,5)




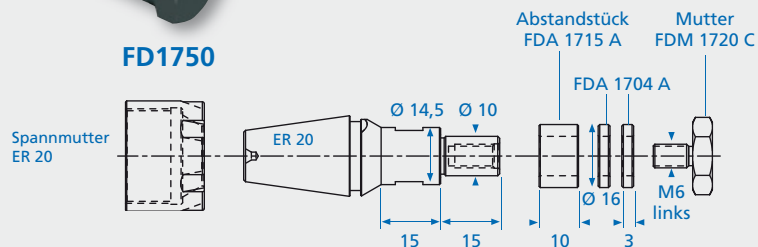
GRAF Fräsdorne
GRAF milling arbors
GRAF arbres porte fraise



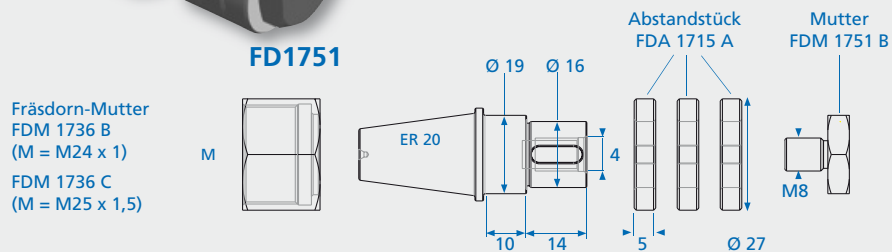
GRAF Fräsdorne
GRAF milling arbors
GRAF arbres porte fraise




FD1750




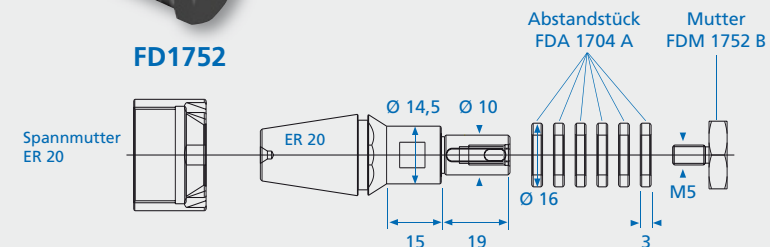
FD1751



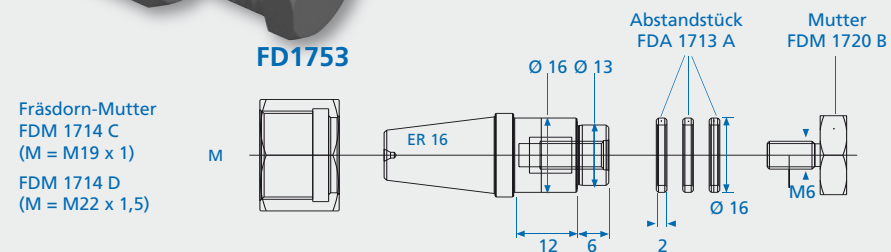
GRAF Fräsdorne
GRAF milling arbors
GRAF arbres porte fraise



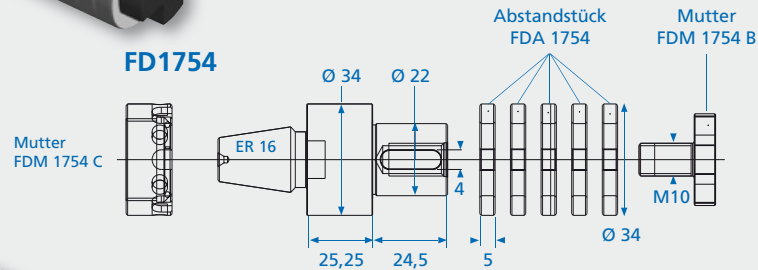

FD1752



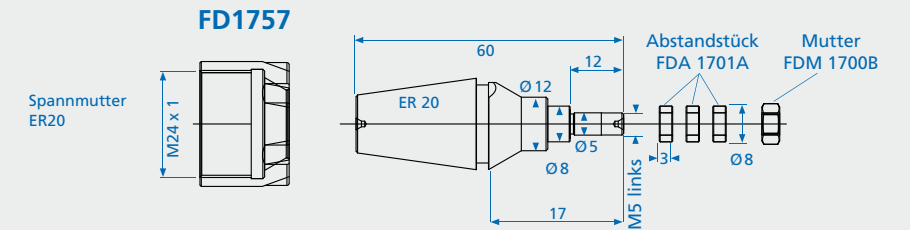

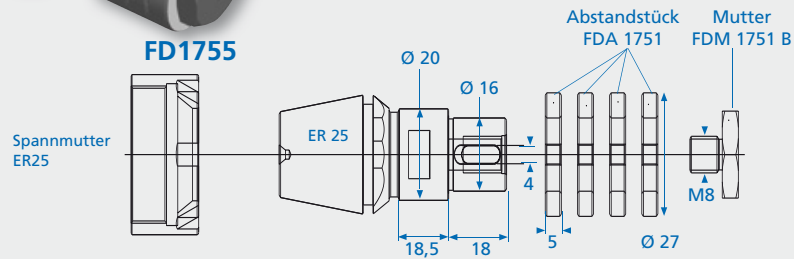

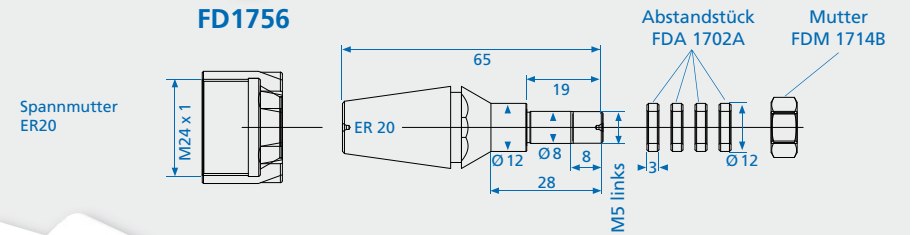

FD1753




GRAF Fräsdorne
GRAF milling arbors
GRAF arbres porte fraise



GRAF Fräsdorne
GRAF milling arbors
GRAF arbres porte fraise

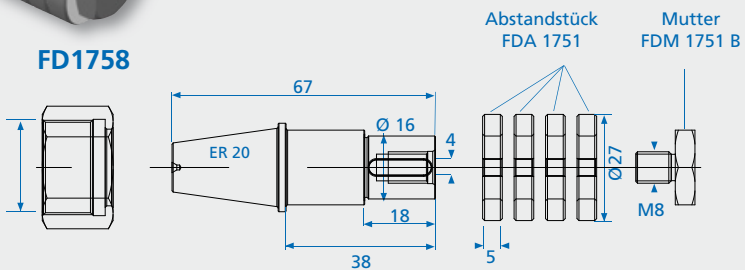


GRAF Fräsdorne
GRAF milling arbors
GRAF arbres porte fraise




FD1758

Fräsdorn-Mutter
FDM 1736 B
(M = M24 x 1)
FDM 1736 C
(M = M25 x 1,5)


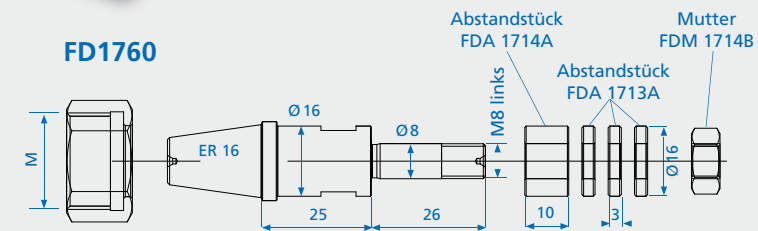


GRAF Fräsdorne
GRAF milling arbors
GRAF arbres porte fraise



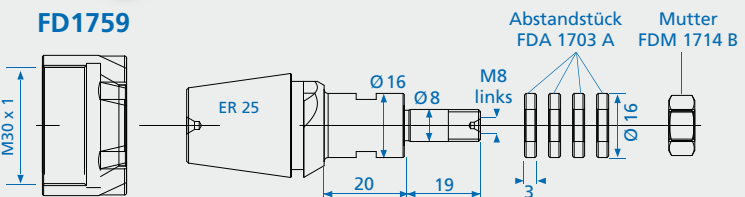
FD1760

Fräsdorn-Mutter
FDM 1714 C
(M=M22 x 1,5)
FDM 1714 D
(M=M22 x 1,5)



FD1759

Spannmutter
ER25



Das GRAF-Werkzeugprogramm mit Innenkühlung.
Fordern Sie die neuesten Unterlagen an!

The GRAF-Tool program with interior cooling.
Ask for the latest documents!

Le programme d'outillage pour arrosage haute pression.
Demandez nos nouveaux prospectus!

