




Walter Dünner SA SWISS TOOLING
 2740 Moutier Switzerland
 Tél: +41 32 493 11 52 Fax: +41 32 493 46 79
 www.dunner.ch



B304TR

NEW



C42L




JR TOOL ApS Tel: +45 75 82 90 66
 Skomagervej 3c Fax: +45 75 83 99 77
 DK-7100 VEJLE

High-Tech / High-Touch
 La marque de confiance
 Die Marke des Vertrauens
 La marca di fiducia



Outillage pour Traub Tooling for Traub machines



Canon type
Führungsbüchse Typ
Bush type
Boccola tipo

P


BxL

α




Douilles
Hülse
Sleeve
Bussola
D x L

Werkzeuge für Traub Maschinen Ustensili per macchina Traub




Pince poupée
Spindelstock
Headstock collet
Pinza per fantina

P. contre-poupée**
P.-up Abgreifspindel**
P.-up collet**
P. contro-mandrino**



Pince pour outillage
Spannzange für Werkzeug
Tool holder collet
Pinza porta utensili



Burins
Stähle
Tools
Utensili

Nouvelles Machines Neuen Maschinen New Machines Nuove Macchine

TNL 12	B304##	M24x1	27x67.5	10°	16.00	14.00	11.00	F16/1076	F16/1076 1212E	ER8 ER11 ER16	8x8R/L & 12x12R/L
	B212A#	M16x1	18x60	30°	12.00	10.00	7.00	F16/1076	F16/1076 1212E	ER8 ER11 ER16	8x8R/L & 12x12R/L
TNL 26 (serial 301 & +)	B227	M34x1	34x87.5	10°	26.00	22.00	18.00	F20/87	F20/87 138E	ER11 ER16 ER20 ER25	12x12R/L & 16x16R/L & 20x20R/L
								F25/64	F25/64 145E	ER11 ER16 ER20 ER25	12x12R/L & 16x16R/L & 20x20R/L
								F30/63	F30/63 157E	ER11 ER16 ER20 ER25	12x12R/L & 16x16R/L & 20x20R/L
								F37/740	F37/740 1536E	ER11 ER16 ER20 ER25	12x12R/L & 16x16R/L & 20x20R/L
TNL 26 (serial 301 & +)	C42L	-	42x100	22.5°	32.00	27.00	22.00	F20/87	F20/87 138E	ER11 ER16 ER20 ER25	12x12R/L & 16x16R/L & 20x20R/L
								F25/64	F25/64 145E	ER11 ER16 ER20 ER25	12x12R/L & 16x16R/L & 20x20R/L
								F30/63	F30/63 157E	ER11 ER16 ER20 ER25	12x12R/L & 16x16R/L & 20x20R/L
								F37/740	F37/740 1536E	ER11 ER16 ER20 ER25	12x12R/L & 16x16R/L & 20x20R/L

Ancienne Machines Alten Maschinen Old Machines Vecchie Macchine

TNL 16	J7AR	M22x1	22x68	16°	18.00	15.00	12.00	F20/87	F20/87 138E	ER11 ER16 ER20	12x12R/L
TNL 20	B261	M25x1	28x81	16°	20.00	18.00	15.00	F25/64	F25/64 145E	ER11 ER16 ER20 ER25	12x12R/L
TNL 26	B207AG	M36x1	40x72	30°	26.00	22.00	18.00	F30/63	F30/63 157E	ER11 ER16 ER20 ER25	12x12R/L
	B227	M34x1	34x87.5	10°	26.00	22.00	18.00	F30/63	F30/63 157E	ER11 ER16 ER20 ER25	12x12R/L
TNL 32	C42	-	42x50	22.5°	32.00	27.00	22.00	C42	F37/740 1536E	ER11 ER16 ER20 ER25	16x16R/L

Machines à cames Kurven Maschinen Cams Machines Macchine a came

M/SJ75K	B211	M12x1	12x52	30°	8.00	6.00	5.00	F10/86 109E			
M/SJ125K	B212A	M16x1	18x60	30°	12.00	10.00	7.00	F15/580 120E			
M/SJ155K	J7AR	M22x1	22x68	16°	18.00	15.00	12.00	F20/87 138E			
M45	B201	M9x0.70	9x52	30°	5.00	4.00	3.00	F8/577 101E			
M75	B211	M12x1	12x52	30°	8.00	6.00	5.00	F10/86 109E			
M105-125	B212A	M16x1	18x60	30°	12.00	10.00	7.00	F15/580 120E			
M205	B207A	M36x1	40x72	30°	26.00	22.00	18.00	F25/64 145E			
M255	B207A	M36x1	40x72	30°	26.00	22.00	18.00	F30/63 157E			
SN25C	B207A	M36x1	40x72	30°	26.00	22.00	18.00	F30/63 157E			
A15								F22/71 140E			



Canon non programmable
Fübü nicht programmierbar
Bush non programmable
Boccola non programmabile



Canon programmable
Fübü programmierbar
Bush programmable
Boccola programmabile

L = A gauche
L = Links
L = Left hand
L = A sinistra

R = A droite
R = Rechts
R = Right hand
R = A destra